

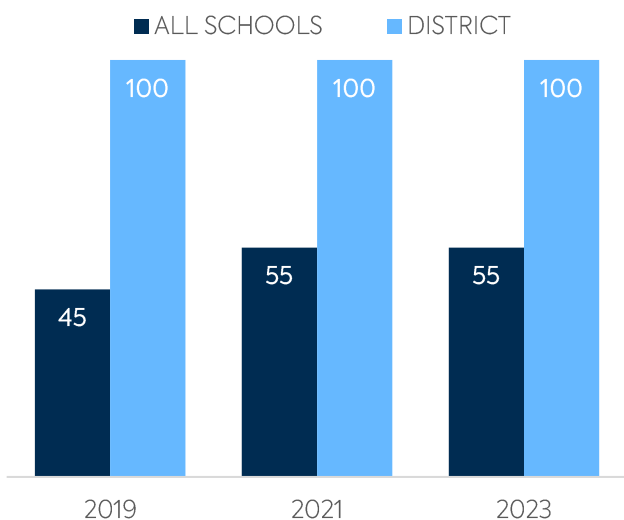
TOOELE COUNTY SCHOOL DISTRICT

DISTRICT FACTS

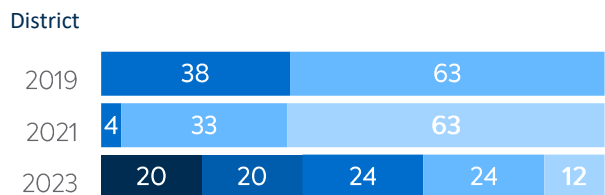
ENROLLMENT.....	15,431
NUMBER OF SCHOOLS.....	25
ESTIMATED % OF STUDENTS WITH INADEQUATE HOME INTERNET SERVICE.....	30%
% OF STUDENTS RECEIVING REMOTE INTERNET ACCESS SOLUTIONS OR SERVICE.....	5%

WI-FI NETWORK COVERAGE


Schools Where All Educational Spaces Have Wi-Fi Access (%)



AGE OF WI-FI ACCESS POINTS (%)



All Schools

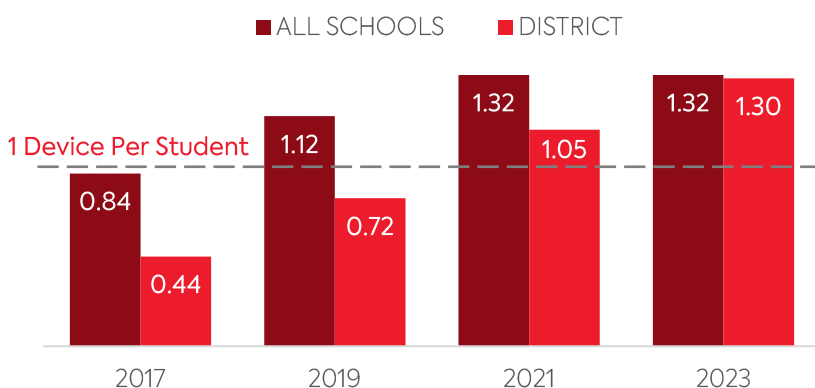


- Less Than 1 Yr. Old
- 1 Year Old
- 2 Years Old
- 3 Years Old
- 4+ Years Old
- Other, or no Wi-Fi

COMPUTING DEVICES USED IN SCHOOLS

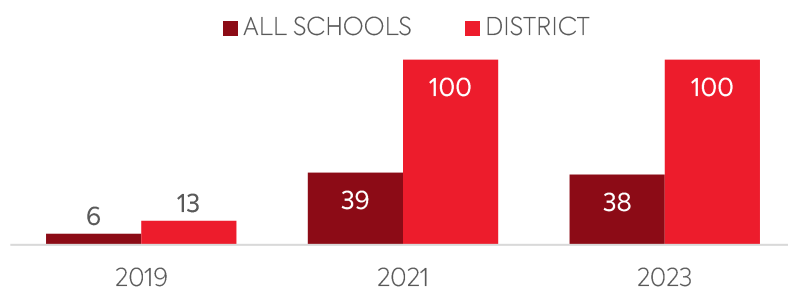
	Student Use	Teacher/Admin Use	Change in the # of Devices Since 2017	Percent Change Since 2017	Percent Change in All Schools
DESKTOPS WINDOWS OS	1,280	947	-1,832	-45%	-46%
LAPTOPS WINDOWS OS	1,389	212	-1,522	-49%	99%
DESKTOPS MAC	86	19	-64	-38%	-43%
LAPTOPS MAC	85	42	17	16%	-3%
CHROMEBOOKS GOOGLE	15,606	1,469	16,958	14,494%	124%
TABLETS WINDOWS	0	0	-3	-100%	125%
TABLETS ANDROID	240	0	240	N/A	-27%
TABLETS IOS	1,429	181	488	44%	21%
OTHER DEVICES	0	38	28	280%	-90%
ALL COMPUTING DEVICES	20,115	2,908	14,310	164%	53%

COMPUTING DEVICES PER STUDENT



MOBILE DEPLOYMENT

Schools With 1:1 Programs
Where Students Can Take Devices Home (%)



FULL-TIME EQUIVALENT (FTE) TECHNICAL SUPPORT STAFF IN UTAH SCHOOLS

Computing Devices Per FTE Technical Support Staff

Teachers Per FTE Instructional Tech Support Staff

