

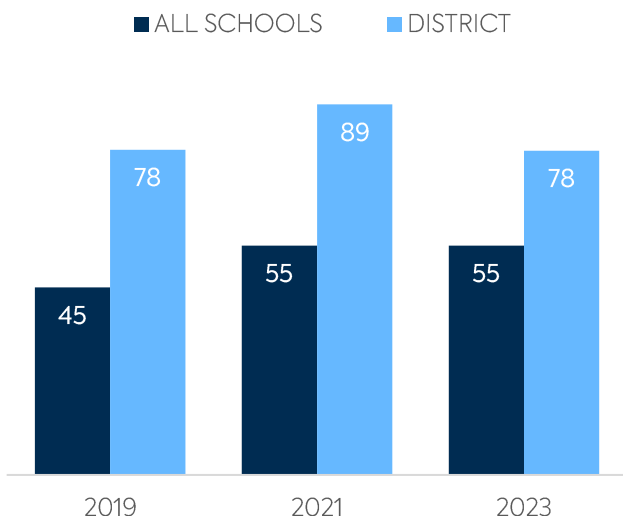
MILLARD COUNTY SCHOOL DISTRICT

DISTRICT FACTS

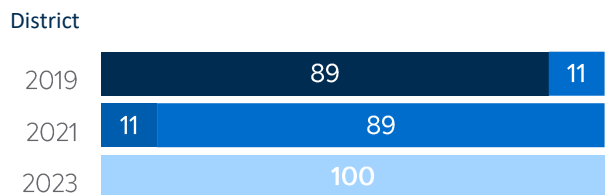
ENROLLMENT.....	3,257
NUMBER OF SCHOOLS.....	9
ESTIMATED % OF STUDENTS WITH INADEQUATE HOME INTERNET SERVICE.....	7%
% OF STUDENTS RECEIVING REMOTE INTERNET ACCESS SOLUTIONS OR SERVICE.....	1%

WI-FI NETWORK COVERAGE


Schools Where All Educational Spaces Have Wi-Fi Access (%)



AGE OF WI-FI ACCESS POINTS (%)



All Schools

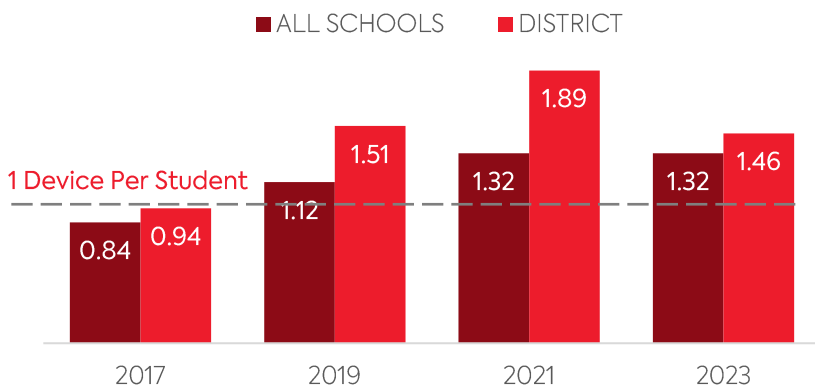


- Less Than 1 Yr. Old
- 1 Year Old
- 2 Years Old
- 3 Years Old
- 4+ Years Old
- Other, or no Wi-Fi

COMPUTING DEVICES USED IN SCHOOLS

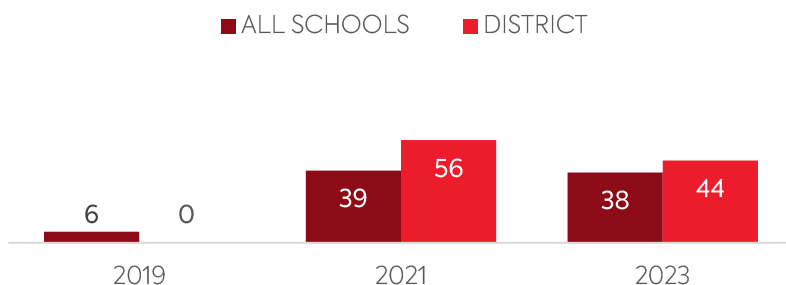
	Student Use	Teacher/Admin Use	Change in the # of Devices Since 2017	Percent Change Since 2017	Percent Change in All Schools
DESKTOPS WINDOWS OS	173	203	-597	-61%	-46%
LAPTOPS WINDOWS OS	0	176	-290	-62%	99%
DESKTOPS MAC	0	0	-7	-100%	-43%
LAPTOPS MAC	0	0	-12	-100%	-3%
CHROMEBOOKS GOOGLE	4,523	226	2,788	142%	124%
TABLETS WINDOWS	0	0	-17	-100%	125%
TABLETS ANDROID	0	0	-1	-100%	-27%
TABLETS IOS	54	8	-238	-79%	21%
OTHER DEVICES	0	0	0	N/A	-90%
ALL COMPUTING DEVICES	4,750	613	1,626	44%	53%

COMPUTING DEVICES PER STUDENT



MOBILE DEPLOYMENT

Schools With 1:1 Programs
Where Students Can Take Devices Home (%)



FULL-TIME EQUIVALENT (FTE) TECHNICAL SUPPORT STAFF IN UTAH SCHOOLS

