

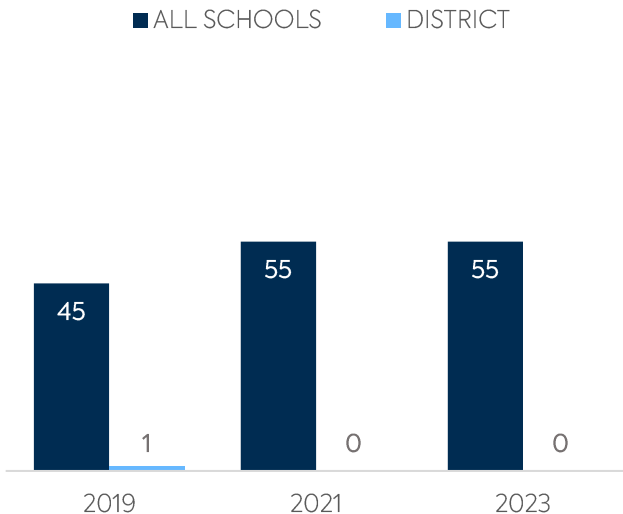
DAVIS SCHOOL DISTRICT

DISTRICT FACTS

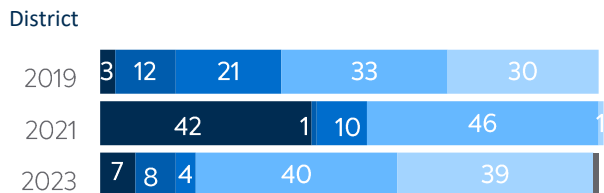
ENROLLMENT.....	70,779
NUMBER OF SCHOOLS.....	92
ESTIMATED % OF STUDENTS WITH INADEQUATE HOME INTERNET SERVICE.....	0%
% OF STUDENTS RECEIVING REMOTE INTERNET ACCESS SOLUTIONS OR SERVICE.....	1%

WI-FI NETWORK COVERAGE


Schools Where All Educational Spaces Have Wi-Fi Access (%)



AGE OF WI-FI ACCESS POINTS (%)



All Schools

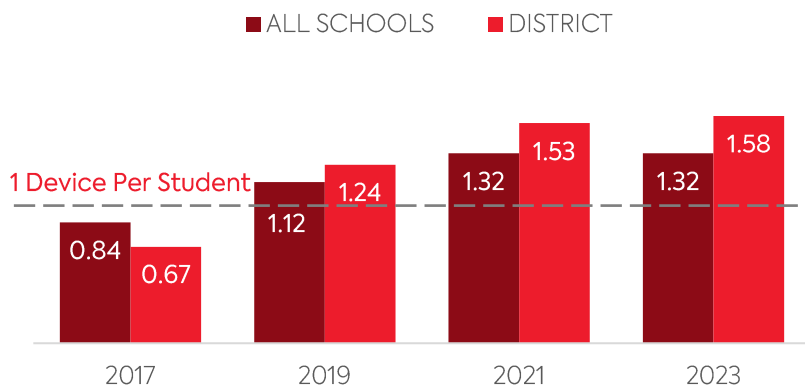


- Less Than 1 Yr. Old
- 1 Year Old
- 2 Years Old
- 3 Years Old
- 4+ Years Old
- Other, or no Wi-Fi

COMPUTING DEVICES USED IN SCHOOLS

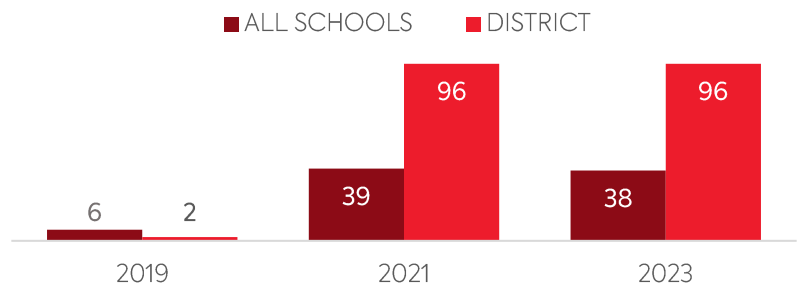
	Student Use	Teacher/Admin Use	Change in the # of Devices Since 2017	Percent Change Since 2017	Percent Change in All Schools
DESKTOPS WINDOWS OS	4,800	4,649	-12,051	-56%	-46%
LAPTOPS WINDOWS OS	58,242	1,050	48,883	470%	99%
DESKTOPS MAC	119	9	68	113%	-43%
LAPTOPS MAC	88	233	195	155%	-3%
CHROMEBOOKS GOOGLE	3	3	-289	-98%	124%
TABLETS WINDOWS	16,324	4,834	12,858	155%	125%
TABLETS ANDROID	88	1	-37	-29%	-27%
TABLETS IOS	32,495	4,526	17,669	91%	21%
OTHER DEVICES	0	0	0	N/A	-90%
ALL COMPUTING DEVICES	112,159	15,305	67,296	112%	53%

COMPUTING DEVICES PER STUDENT



MOBILE DEPLOYMENT

Schools With 1:1 Programs
Where Students Can Take Devices Home (%)



FULL-TIME EQUIVALENT (FTE) TECHNICAL SUPPORT STAFF IN UTAH SCHOOLS

Computing Devices Per FTE Technical Support Staff

Teachers Per FTE Instructional Tech Support Staff

