

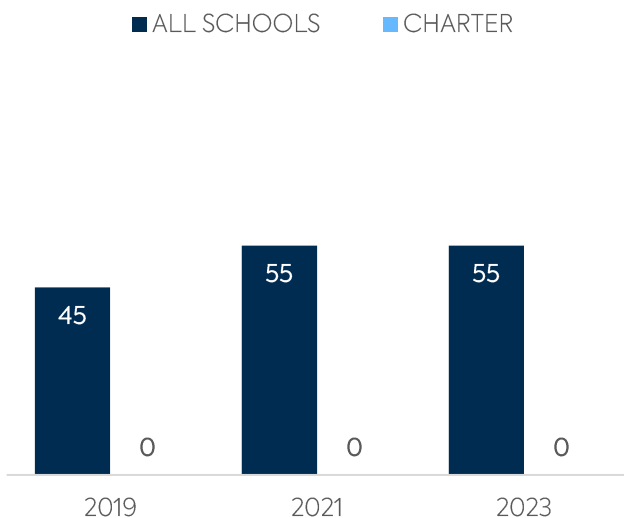
# SYRACUSE ARTS ACADEMY (K-6)

## CHARTER FACTS

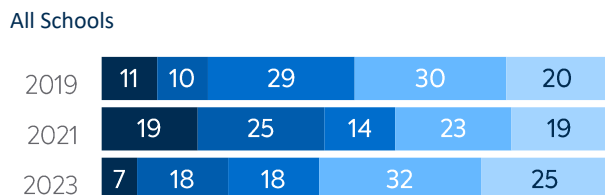
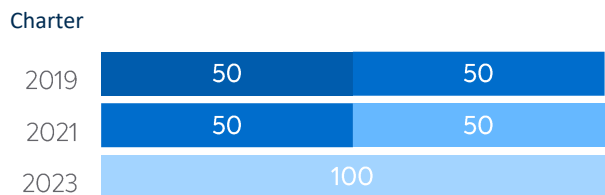
ENROLLMENT.....	1,724
NUMBER OF SCHOOLS.....	2
ESTIMATED % OF STUDENTS WITH INADEQUATE HOME INTERNET SERVICE.....	0%
% OF STUDENTS RECEIVING REMOTE INTERNET ACCESS SOLUTIONS OR SERVICE.....	0%

## WI-FI NETWORK COVERAGE

Schools Where All Educational Spaces Have Wi-Fi Access (%)



## AGE OF WI-FI ACCESS POINTS (%)

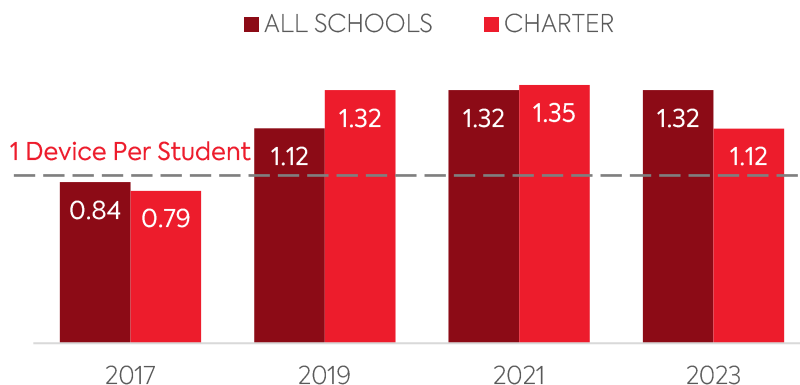


■ Less Than 1 Yr. Old    ■ 1 Year Old  
■ 2 Years Old    ■ 3 Years Old  
■ 4+ Years Old    ■ Other, or no Wi-Fi

## COMPUTING DEVICES USED IN SCHOOLS

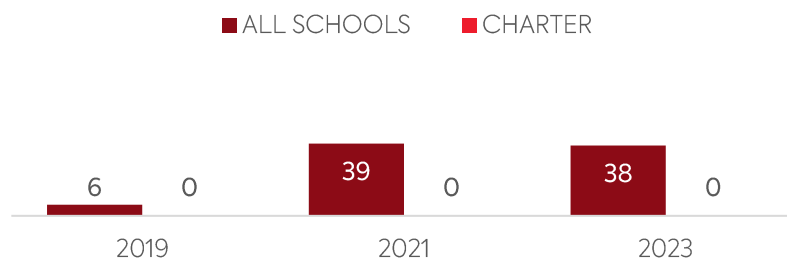
	Student Use	Teacher/Admin Use	Change in the # of Devices Since 2017	Percent Change Since 2017	Percent Change in All Schools
DESKTOPS   WINDOWS OS	32	0	0	0%	-46%
LAPTOPS   WINDOWS OS	32	93	-835	-87%	99%
DESKTOPS   MAC	0	0	-4	-100%	-43%
LAPTOPS   MAC	0	0	0	N/A	-3%
CHROMEBOOKS   GOOGLE	1,212	0	1,212	N/A	124%
TABLETS   WINDOWS	0	0	0	N/A	125%
TABLETS   ANDROID	0	0	0	N/A	-27%
TABLETS   IOS	652	90	112	18%	21%
OTHER DEVICES	0	0	0	N/A	-90%
<b>ALL COMPUTING DEVICES</b>	<b>1,928</b>	<b>183</b>	<b>485</b>	<b>30%</b>	<b>53%</b>

## COMPUTING DEVICES PER STUDENT



## MOBILE DEPLOYMENT

Schools With 1:1 Programs  
Where Students Can Take Devices Home (%)



## FULL-TIME EQUIVALENT (FTE) TECHNICAL SUPPORT STAFF IN UTAH SCHOOLS

