

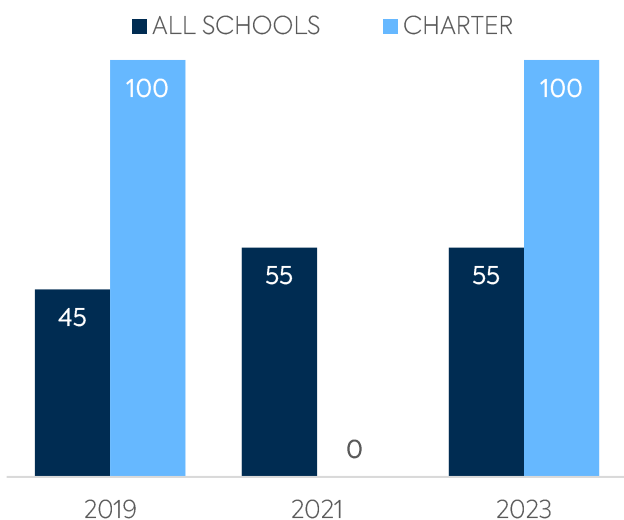
## PACIFIC HERITAGE ACADEMY

### CHARTER FACTS

ENROLLMENT.....	285
NUMBER OF SCHOOLS.....	1
ESTIMATED % OF STUDENTS WITH INADEQUATE HOME INTERNET SERVICE.....	0%
% OF STUDENTS RECEIVING REMOTE INTERNET ACCESS SOLUTIONS OR SERVICE.....	0%


### WI-FI NETWORK COVERAGE

Schools Where All Educational Spaces Have Wi-Fi Access (%)




### AGE OF WI-FI ACCESS POINTS (%)

#### Charter



#### All Schools

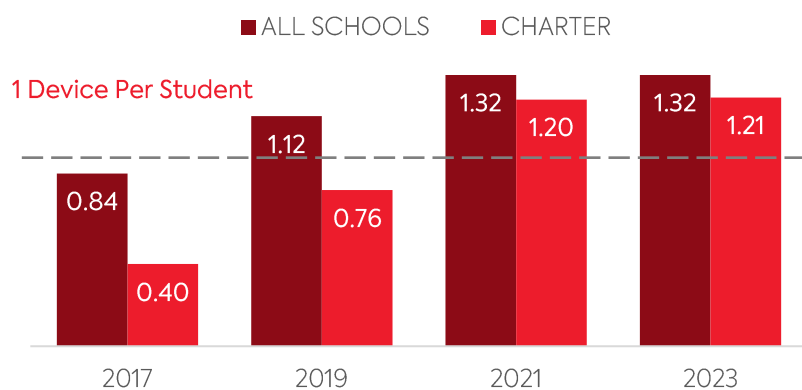


- Less Than 1 Yr. Old
- 1 Year Old
- 2 Years Old
- 3 Years Old
- 4+ Years Old
- Other, or no Wi-Fi

### COMPUTING DEVICES USED IN SCHOOLS

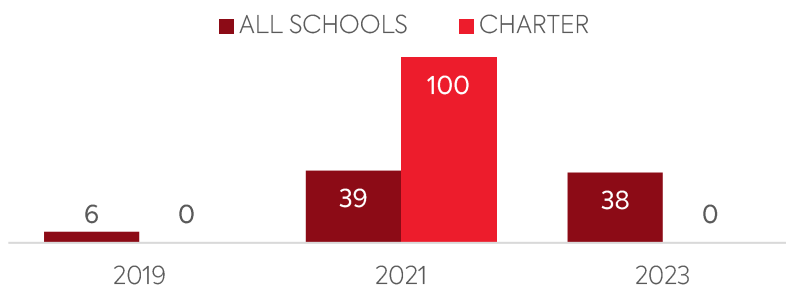
	Student Use	Teacher/Admin Use	Change in the # of Devices Since 2017	Percent Change Since 2017	Percent Change in All Schools
DESKTOPS   WINDOWS OS	0	2	2	N/A	-46%
LAPTOPS   WINDOWS OS	0	42	0	0%	99%
DESKTOPS   MAC	0	3	3	N/A	-43%
LAPTOPS   MAC	0	3	0	0%	-3%
CHROMEBOOKS   GOOGLE	270	5	155	129%	124%
TABLETS   WINDOWS	0	0	0	N/A	125%
TABLETS   ANDROID	66	7	40	121%	-27%
TABLETS   IOS	6	2	8	N/A	21%
OTHER DEVICES	4	0	4	N/A	-90%
<b>ALL COMPUTING DEVICES</b>	<b>346</b>	<b>64</b>	<b>212</b>	<b>107%</b>	<b>53%</b>

### COMPUTING DEVICES PER STUDENT



### MOBILE DEPLOYMENT

Schools With 1:1 Programs  
Where Students Can Take Devices Home (%)



### FULL-TIME EQUIVALENT (FTE) TECHNICAL SUPPORT STAFF IN UTAH SCHOOLS

Computing Devices Per FTE Technical Support Staff

Teachers Per FTE Instructional Tech Support Staff

