

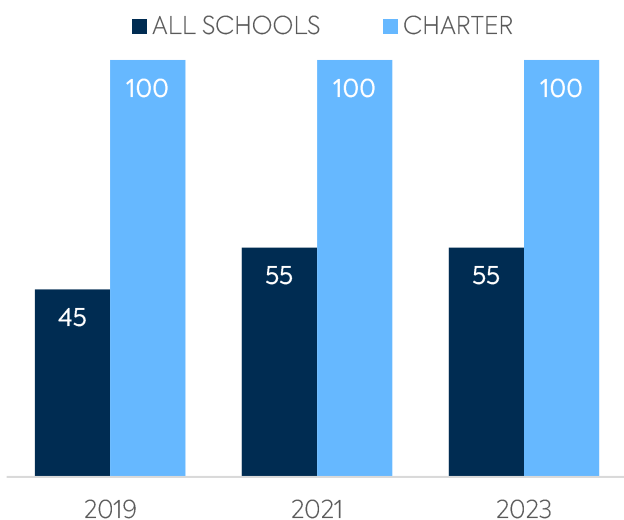
## THE EARLY LIGHT ACADEMY AT DAYBREAK

### CHARTER FACTS

ENROLLMENT.....	945
NUMBER OF SCHOOLS.....	1
ESTIMATED % OF STUDENTS WITH INADEQUATE HOME INTERNET SERVICE.....	0%
% OF STUDENTS RECEIVING REMOTE INTERNET ACCESS SOLUTIONS OR SERVICE.....	0%

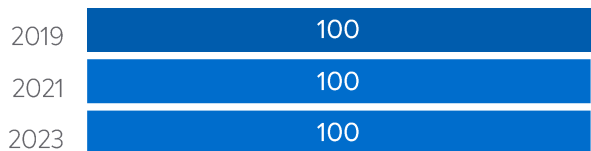
### WI-FI NETWORK COVERAGE

Schools Where All Educational Spaces Have Wi-Fi Access (%)




### AGE OF WI-FI ACCESS POINTS (%)

#### Charter



#### All Schools

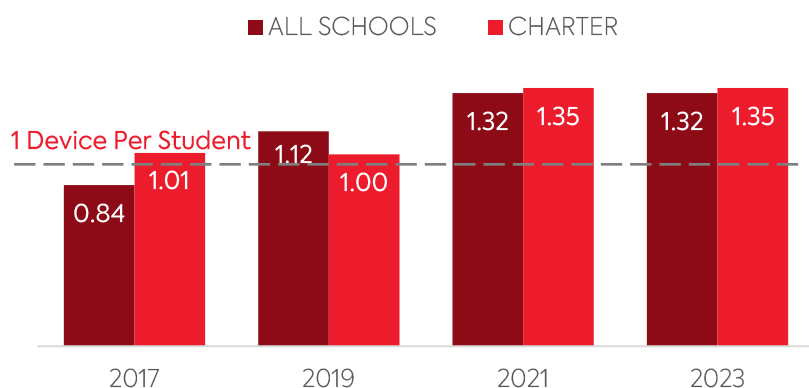


- Less Than 1 Yr. Old
- 1 Year Old
- 2 Years Old
- 3 Years Old
- 4+ Years Old
- Other, or no Wi-Fi

### COMPUTING DEVICES USED IN SCHOOLS

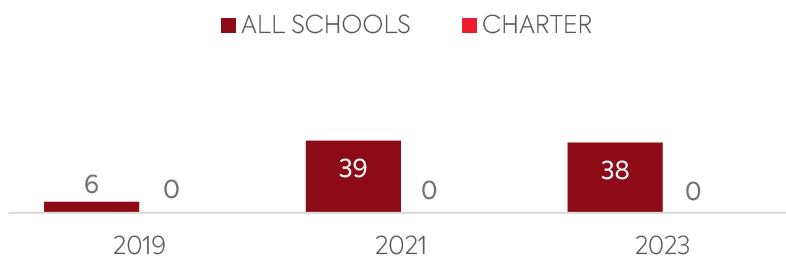
	Student Use	Teacher/Admin Use	Change in the # of Devices Since 2017	Percent Change Since 2017	Percent Change in All Schools
DESKTOPS   WINDOWS OS	20	6	5	24%	-46%
LAPTOPS   WINDOWS OS	63	3	34	106%	99%
DESKTOPS   MAC	1	4	-1	-17%	-43%
LAPTOPS   MAC	15	80	-5	-5%	-3%
CHROMEBOOKS   GOOGLE	857	20	242	38%	124%
TABLETS   WINDOWS	0	0	0	N/A	125%
TABLETS   ANDROID	0	0	0	N/A	-27%
TABLETS   IOS	316	56	22	6%	21%
OTHER DEVICES	0	0	0	N/A	-90%
<b>ALL COMPUTING DEVICES</b>	<b>1,272</b>	<b>169</b>	<b>297</b>	<b>26%</b>	<b>53%</b>

### COMPUTING DEVICES PER STUDENT



### MOBILE DEPLOYMENT

Schools With 1:1 Programs  
Where Students Can Take Devices Home (%)



### FULL-TIME EQUIVALENT (FTE) TECHNICAL SUPPORT STAFF IN UTAH SCHOOLS

Computing Devices Per FTE Technical Support Staff

Teachers Per FTE Instructional Tech Support Staff

