

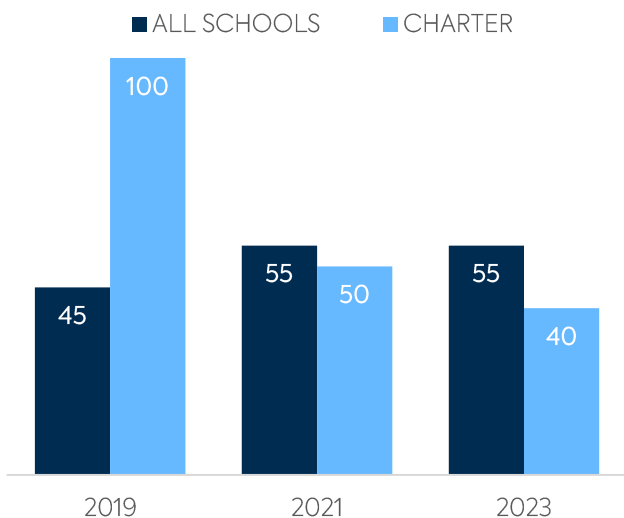
ASCENT ACADEMIES OF UTAH

CHARTER FACTS

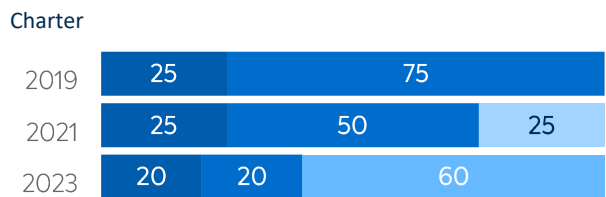
ENROLLMENT.....	2,860
NUMBER OF SCHOOLS.....	5
ESTIMATED % OF STUDENTS WITH INADEQUATE HOME INTERNET SERVICE.....	0%
% OF STUDENTS RECEIVING REMOTE INTERNET ACCESS SOLUTIONS OR SERVICE.....	0%

WI-FI NETWORK COVERAGE


Schools Where All Educational Spaces Have Wi-Fi Access (%)



AGE OF WI-FI ACCESS POINTS (%)



All Schools

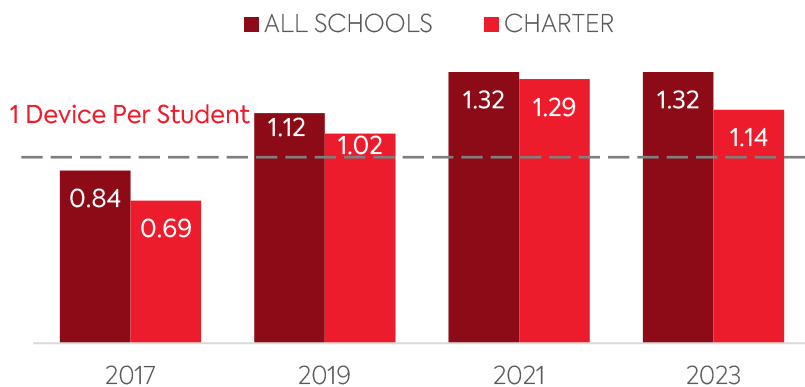


- Less Than 1 Yr. Old
- 1 Year Old
- 2 Years Old
- 3 Years Old
- 4+ Years Old
- Other, or no Wi-Fi

COMPUTING DEVICES USED IN SCHOOLS

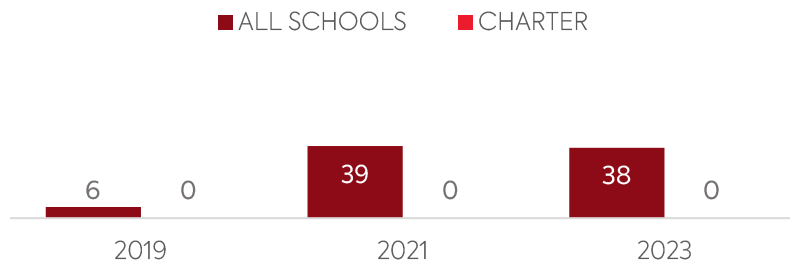
	Student Use	Teacher/Admin Use	Change in the # of Devices Since 2017	Percent Change Since 2017	Percent Change in All Schools
DESKTOPS WINDOWS OS	8	0	8	N/A	-46%
LAPTOPS WINDOWS OS	1	3	-141	-97%	99%
DESKTOPS MAC	19	0	19	N/A	-43%
LAPTOPS MAC	90	187	32	13%	-3%
CHROMEBOOKS GOOGLE	2,610	10	1,825	230%	124%
TABLETS WINDOWS	0	0	0	N/A	125%
TABLETS ANDROID	0	0	0	N/A	-27%
TABLETS IOS	521	160	151	29%	21%
OTHER DEVICES	0	0	0	N/A	-90%
ALL COMPUTING DEVICES	3,249	360	1,894	110%	53%

COMPUTING DEVICES PER STUDENT



MOBILE DEPLOYMENT

Schools With 1:1 Programs Where Students Can Take Devices Home (%)



FULL-TIME EQUIVALENT (FTE) TECHNICAL SUPPORT STAFF IN UTAH SCHOOLS

