

DUCHESNE COUNTY SCHOOL DISTRICT

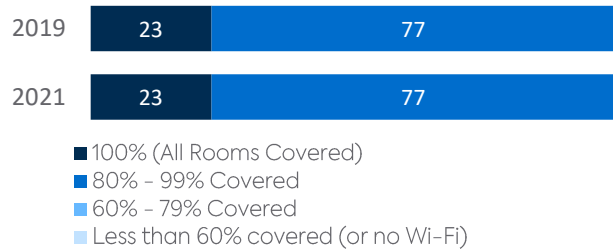
DISTRICT FACTS

ENROLLMENT5,343
 NUMBER OF SCHOOLS13
 ESTIMATED % OF STUDENTS WITH INADEQUATE HOME INTERNET SERVICE15.2%
 % OF STUDENTS RECEIVING REMOTE INTERNET ACCESS SOLUTIONS OR SERVICE3%

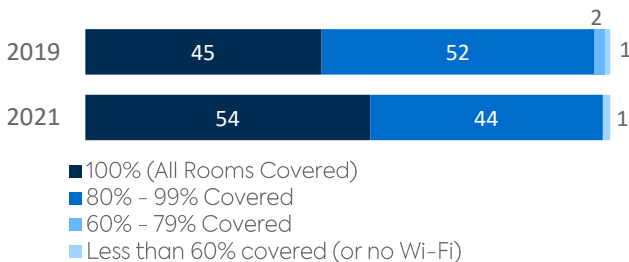
WI-FI NETWORKS

Wi-Fi Coverage Reported by Schools (%)

District Coverage



Statewide Coverage

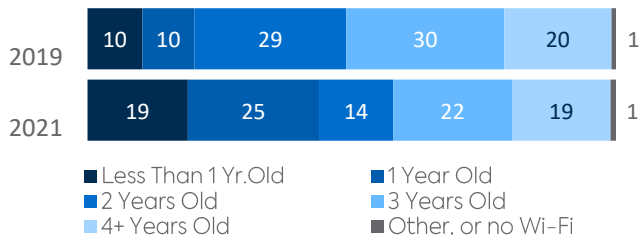


Age of Wi-Fi Access Points Reported by Schools (%)

District Coverage

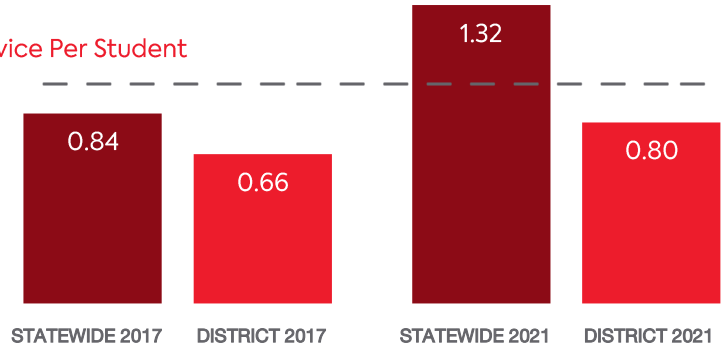


Statewide Coverage



COMPUTING DEVICES PER STUDENT

1 Device Per Student



COMPUTING DEVICES USED IN SCHOOLS

| Device Type | Student Use | Teacher/Admin Use | Change in the # of Devices Since 2017 | Percent Change Since 2017 | Percent Change Statewide |
|------------------------------|--------------|-------------------|---------------------------------------|---------------------------|--------------------------|
| DESKTOPS WINDOWS OS | 340 | 65 | -36 | -8% | -30% |
| LAPTOPS WINDOWS OS | 235 | 109 | +2 | 1% | 112% |
| DESKTOPS MAC | 707 | 191 | 0 | 0% | -25% |
| LAPTOPS MAC | 415 | 353 | +4 | 1% | 3% |
| CHROMEBOOKS GOOGLE | 2,050 | 61 | +835 | 65% | 126% |
| TABLETS WINDOWS | 0 | 0 | 0 | N/A | 86% |
| TABLETS ANDROID | 0 | 0 | 0 | N/A | -23% |
| TABLETS IOS | 550 | 210 | +40 | 6% | 21% |
| OTHER DEVICES | 0 | 0 | 0 | N/A | -88% |
| ALL COMPUTING DEVICES | 4,297 | 989 | +845 | 19% | 59% |

MOBILE DEPLOYMENT

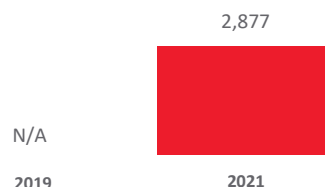
Wireless Device Policies at Schools (%)



- 1:1 basis (students can take the devices home)
- 1:1 basis (devices cannot be removed from school)
- Devices on a cart; only available for in-classroom use
- Devices only available for check-out (e.g. from the school library)
- No school-owned mobile devices; students can use personal devices
- No mobile device usage

FULL-TIME EQUIVALENT (FTE) TECHNICAL SUPPORT STAFF IN UTAH SCHOOLS

Computing Devices Per FTE Technical Support Staff



Teachers Per FTE Instructional Tech Support Staff

