

DAVIS SCHOOL DISTRICT

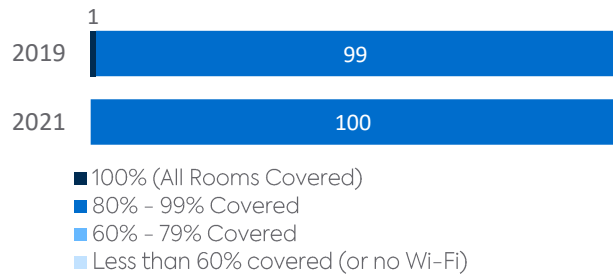
DISTRICT FACTS

ENROLLMENT.....71,481
 NUMBER OF SCHOOLS.....91
 ESTIMATED % OF STUDENTS WITH INADEQUATE HOME INTERNET SERVICE1%
 % OF STUDENTS RECEIVING REMOTE INTERNET ACCESS SOLUTIONS OR SERVICE1%

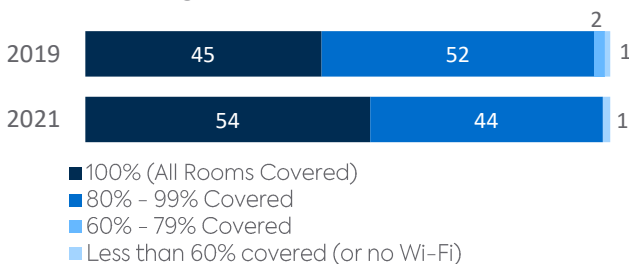
WI-FI NETWORKS

Wi-Fi Coverage Reported by Schools (%)

District Coverage

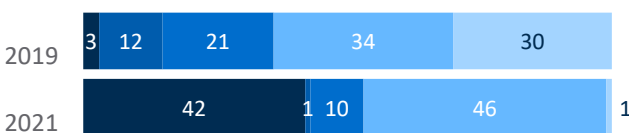


Statewide Coverage



Age of Wi-Fi Access Points Reported by Schools (%)

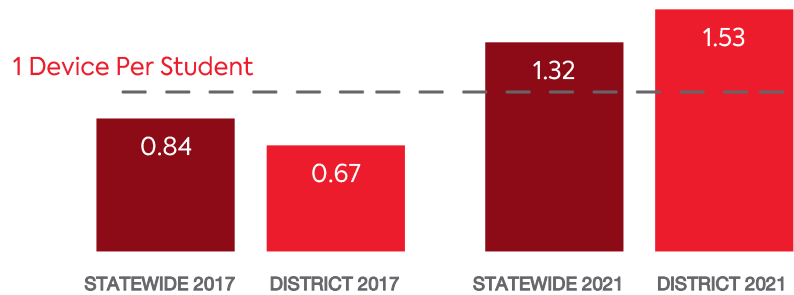
District Coverage



Statewide Coverage



COMPUTING DEVICES PER STUDENT



COMPUTING DEVICES USED IN SCHOOLS

	Student Use	Teacher/ Admin Use	Change in the # of Devices Since 2017	Percent Change Since 2017	Percent Change Statewide
DESKTOPS WINDOWS OS	6378	5509	-9613	-45%	-30%
LAPTOPS WINDOWS OS	61585	855	+52031	500%	112%
DESKTOPS MAC	40	13	-7	-12%	-25%
LAPTOPS MAC	46	78	-2	-2%	3%
CHROMEBOOKS GOOGLE	229	1	-65	-22%	126%
TABLETS WINDOWS	12481	4179	+8360	101%	86%
TABLETS ANDROID	129	69	+72	57%	-23%
TABLETS IOS	28471	4635	+13754	71%	21%
OTHER DEVICES	0	0	0	N/A	-88%
ALL COMPUTING DEVICES	109,359	15,339	+64,530	107%	59%

MOBILE DEPLOYMENT

Wireless Device Policies at Schools (%)



- 1:1 basis (students can take the devices home)
- 1:1 basis (devices cannot be removed from school)
- Devices on a cart; only available for in-classroom use
- Devices only available for check-out (e.g. from the school library)
- No school-owned mobile devices; students can use personal devices
- No mobile device usage

FULL-TIME EQUIVALENT (FTE) TECHNICAL SUPPORT STAFF IN UTAH SCHOOLS

