

## DAGGETT SCHOOL DISTRICT

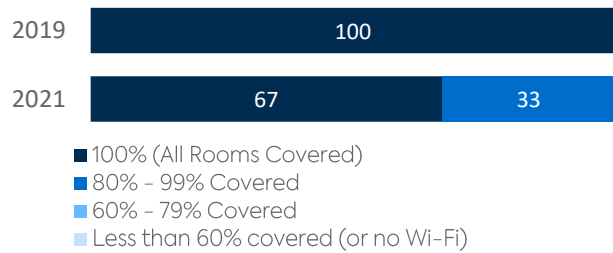
### DISTRICT FACTS

ENROLLMENT ..... 187  
 NUMBER OF SCHOOLS ..... 3  
 ESTIMATED % OF STUDENTS WITH INADEQUATE HOME INTERNET SERVICE ..... 9.1%  
 % OF STUDENTS RECEIVING REMOTE INTERNET ACCESS SOLUTIONS OR SERVICE ..... 0%

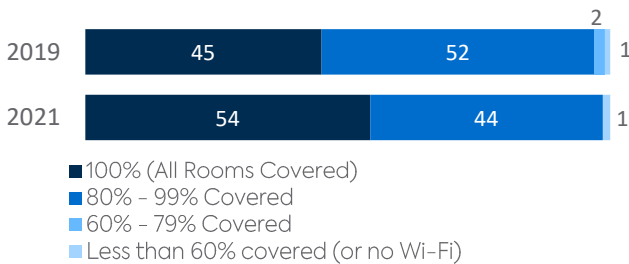
### WI-FI NETWORKS

#### Wi-Fi Coverage Reported by Schools (%)

#### District Coverage

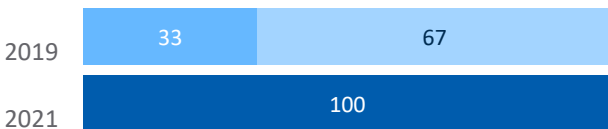


#### Statewide Coverage

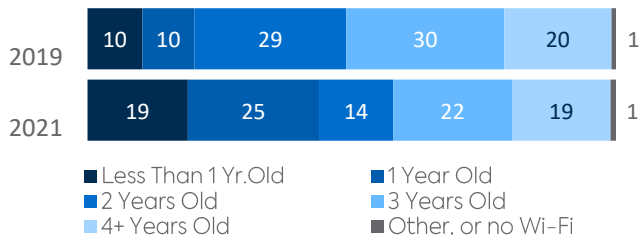


#### Age of Wi-Fi Access Points Reported by Schools (%)

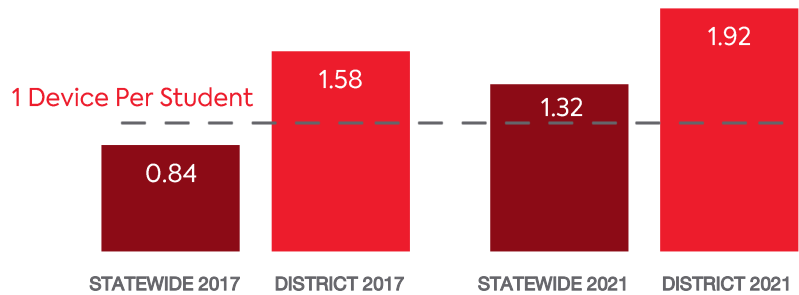
#### District Coverage



#### Statewide Coverage



### COMPUTING DEVICES PER STUDENT



### COMPUTING DEVICES USED IN SCHOOLS

Device Type	Student Use	Teacher/Admin Use	Change in the # of Devices Since 2017	Percent Change Since 2017	Percent Change Statewide
DESKTOPS   WINDOWS OS	0	3	0	0%	-30%
LAPTOPS   WINDOWS OS	0	1	+1	N/A	112%
DESKTOPS   MAC	75	10	-10	-11%	-25%
LAPTOPS   MAC	156	25	+4	2%	3%
CHROMEBOOKS   GOOGLE	60	0	+60	N/A	126%
TABLETS   WINDOWS	0	0	0	N/A	86%
TABLETS   ANDROID	0	0	0	N/A	-23%
TABLETS   IOS	68	13	-7	-8%	21%
OTHER DEVICES	0	0	0	N/A	-88%
<b>ALL COMPUTING DEVICES</b>	<b>359</b>	<b>52</b>	<b>+48</b>	<b>13%</b>	<b>59%</b>

### MOBILE DEPLOYMENT

#### Wireless Device Policies at Schools (%)



- 1:1 basis (students can take the devices home)
- 1:1 basis (devices cannot be removed from school)
- Devices on a cart; only available for in-classroom use
- Devices only available for check-out (e.g. from the school library)
- No school-owned mobile devices; students can use personal devices
- No mobile device usage

### FULL-TIME EQUIVALENT (FTE) TECHNICAL SUPPORT STAFF IN UTAH SCHOOLS

