

WINTER SPORTS SCHOOL (9-12)

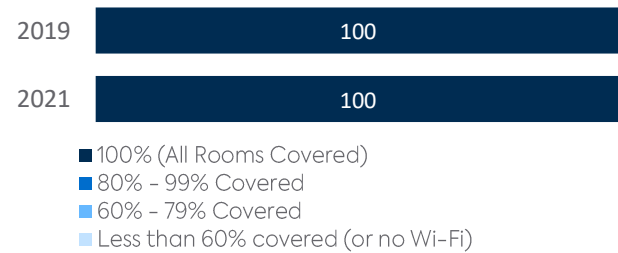
CHARTER FACTS

ENROLLMENT..... 113
 NUMBER OF SCHOOLS.....1
 ESTIMATED % OF STUDENTS WITH INADEQUATE HOME INTERNET SERVICE0%
 % OF STUDENTS RECEIVING REMOTE INTERNET ACCESS SOLUTIONS OR SERVICE.....0%

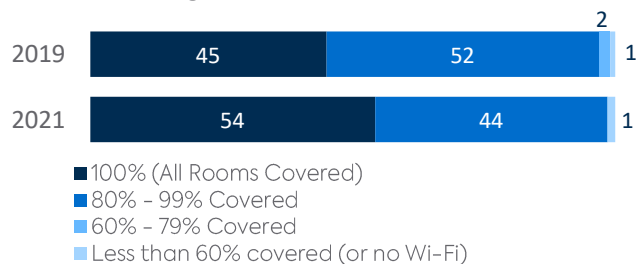
WI-FI NETWORKS

Wi-Fi Coverage Reported by Schools (%)

Charter Coverage

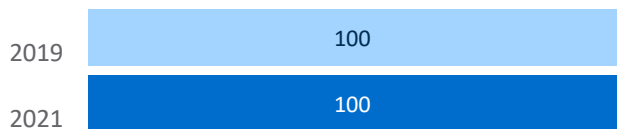


Statewide Coverage

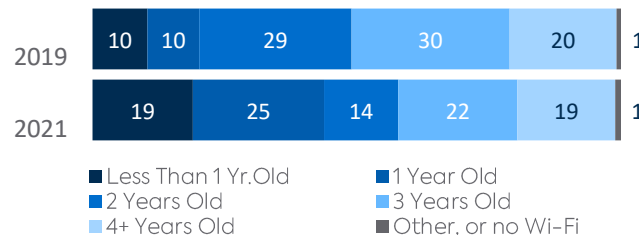


Age of Wi-Fi Access Points Reported by Schools (%)

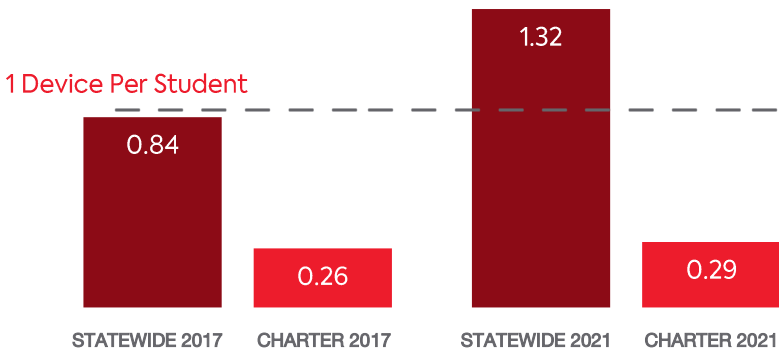
Charter Coverage



Statewide Coverage



COMPUTING DEVICES PER STUDENT

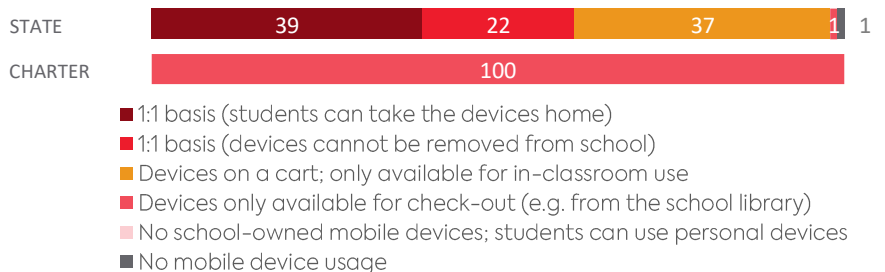


COMPUTING DEVICES USED IN SCHOOLS

	Student Use	Teacher/Admin Use	Change in the # of Devices Since 2017	Percent Change Since 2017	Percent Change Statewide
DESKTOPS WINDOWS OS	0	3	+1	50%	-30%
LAPTOPS WINDOWS OS	0	2	-3	-60%	112%
DESKTOPS MAC	0	1	+1	N/A	-25%
LAPTOPS MAC	0	1	+1	N/A	3%
CHROMEBOOKS GOOGLE	33	0	+3	10%	126%
TABLETS WINDOWS	0	0	0	N/A	86%
TABLETS ANDROID	0	0	0	N/A	-23%
TABLETS IOS	0	2	+2	N/A	21%
OTHER DEVICES	0	0	0	N/A	-88%
ALL COMPUTING DEVICES	33	9	+5	14%	59%

MOBILE DEPLOYMENT

Wireless Device Policies at Schools (%)



FULL-TIME EQUIVALENT (FTE) TECHNICAL SUPPORT STAFF IN UTAH SCHOOLS

