

VENTURE ACADEMY

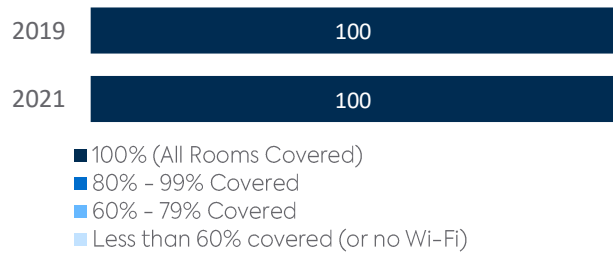
CHARTER FACTS

ENROLLMENT..... 752
 NUMBER OF SCHOOLS..... 2
 ESTIMATED % OF STUDENTS WITH INADEQUATE HOME INTERNET SERVICE 5.7%
 % OF STUDENTS RECEIVING REMOTE INTERNET ACCESS SOLUTIONS OR SERVICE..... 1%

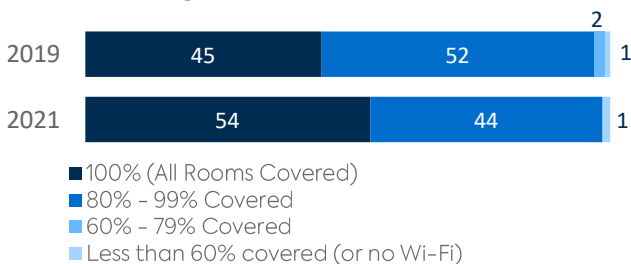
WI-FI NETWORKS

Wi-Fi Coverage Reported by Schools (%)

Charter Coverage



Statewide Coverage

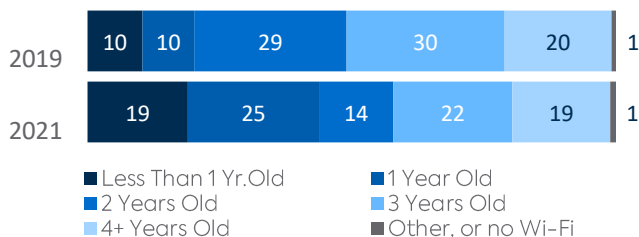


Age of Wi-Fi Access Points Reported by Schools (%)

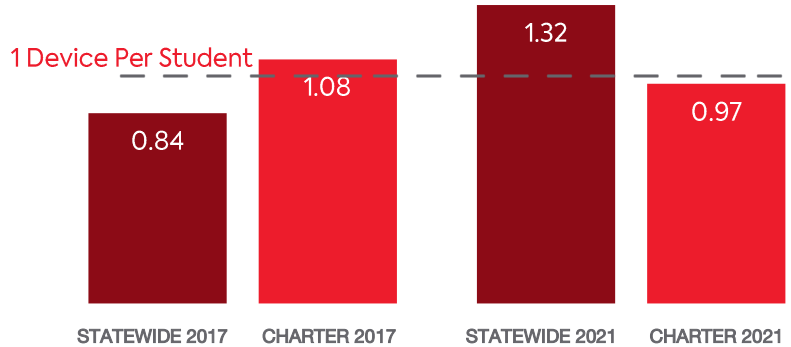
Charter Coverage



Statewide Coverage



COMPUTING DEVICES PER STUDENT



COMPUTING DEVICES USED IN SCHOOLS

Device Type	Student Use	Teacher/Admin Use	Change in the # of Devices Since 2017	Percent Change Since 2017	Percent Change Statewide
DESKTOPS WINDOWS OS	58	55	-35	-24%	-30%
LAPTOPS WINDOWS OS	0	3	-25	-89%	112%
DESKTOPS MAC	0	1	+1	N/A	-25%
LAPTOPS MAC	0	0	-6	-100%	3%
CHROMEBOOKS GOOGLE	675	13	+365	113%	126%
TABLETS WINDOWS	0	0	0	N/A	86%
TABLETS ANDROID	0	0	0	N/A	-23%
TABLETS IOS	0	6	+6	N/A	21%
OTHER DEVICES	0	0	-400	-100%	-88%
ALL COMPUTING DEVICES	733	78	-94	-10%	59%

MOBILE DEPLOYMENT

Wireless Device Policies at Schools (%)



- 1:1 basis (students can take the devices home)
- 1:1 basis (devices cannot be removed from school)
- Devices on a cart; only available for in-classroom use
- Devices only available for check-out (e.g. from the school library)
- No school-owned mobile devices; students can use personal devices
- No mobile device usage

FULL-TIME EQUIVALENT (FTE) TECHNICAL SUPPORT STAFF IN UTAH SCHOOLS

