

## UTAH SCHOOL FOR THE DEAF AND THE BLIND

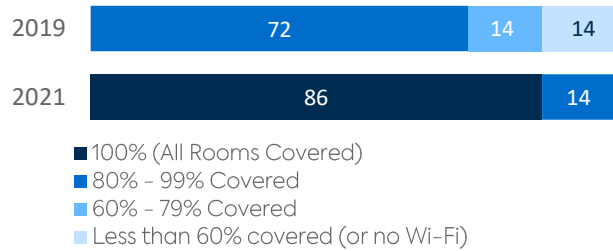
### CHARTER FACTS

ENROLLMENT ..... 214  
 NUMBER OF SCHOOLS ..... 7  
 ESTIMATED % OF STUDENTS WITH INADEQUATE HOME INTERNET SERVICE ..... 0%  
 % OF STUDENTS RECEIVING REMOTE INTERNET ACCESS SOLUTIONS OR SERVICE ..... 0%

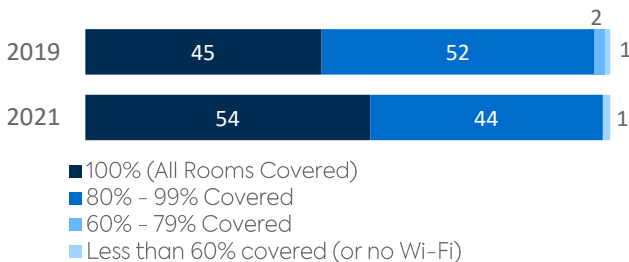
### WI-FI NETWORKS

#### Wi-Fi Coverage Reported by Schools (%)

#### Charter Coverage



#### Statewide Coverage

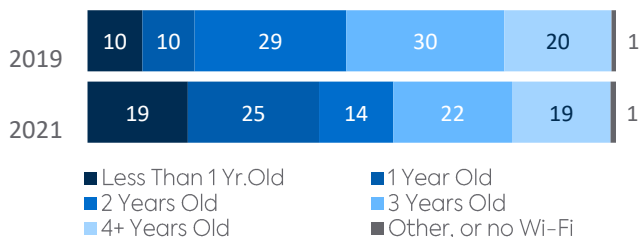


#### Age of Wi-Fi Access Points Reported by Schools (%)

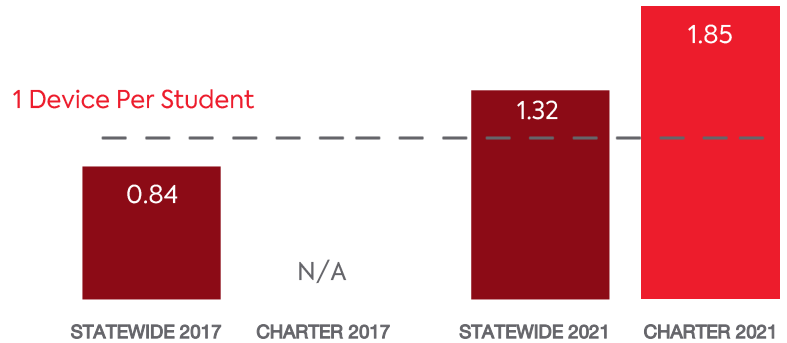
#### Charter Coverage



#### Statewide Coverage



### COMPUTING DEVICES PER STUDENT



### COMPUTING DEVICES USED IN SCHOOLS

Device Type	Student Use	Teacher/Admin Use	Change in the # of Devices Since 2017	Percent Change Since 2017	Percent Change Statewide
DESKTOPS   WINDOWS OS	70	134	+204	N/A	-30%
LAPTOPS   WINDOWS OS	80	105	+185	N/A	112%
DESKTOPS   MAC	5	14	+19	N/A	-25%
LAPTOPS   MAC	0	71	+71	N/A	3%
CHROMEBOOKS   GOOGLE	60	12	+72	N/A	126%
TABLETS   WINDOWS	2	0	+2	N/A	86%
TABLETS   ANDROID	8	0	+8	N/A	-23%
TABLETS   IOS	160	91	+251	N/A	21%
OTHER DEVICES	10	4	+14	N/A	-88%
<b>ALL COMPUTING DEVICES</b>	<b>395</b>	<b>431</b>	<b>+826</b>	<b>N/A</b>	<b>59%</b>

### MOBILE DEPLOYMENT

#### Wireless Device Policies at Schools (%)



- 1:1 basis (students can take the devices home)
- 1:1 basis (devices cannot be removed from school)
- Devices on a cart; only available for in-classroom use
- Devices only available for check-out (e.g. from the school library)
- No school-owned mobile devices; students can use personal devices
- No mobile device usage

### FULL-TIME EQUIVALENT (FTE) TECHNICAL SUPPORT STAFF IN UTAH SCHOOLS

