

TREESIDE CHARTER SCHOOL


CHARTER FACTS

ENROLLMENT	405
NUMBER OF SCHOOLS	1
ESTIMATED % OF STUDENTS WITH INADEQUATE HOME INTERNET SERVICE	10%
% OF STUDENTS RECEIVING REMOTE INTERNET ACCESS SOLUTIONS OR SERVICE	0%

WI-FI NETWORKS

Wi-Fi Coverage Reported by Schools (%)

Charter Coverage

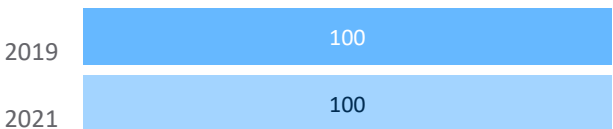


Statewide Coverage



Age of Wi-Fi Access Points Reported by Schools (%)

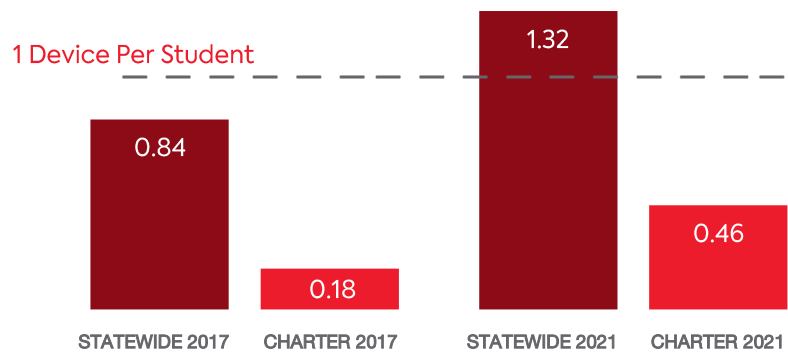
Charter Coverage



Statewide Coverage



COMPUTING DEVICES PER STUDENT

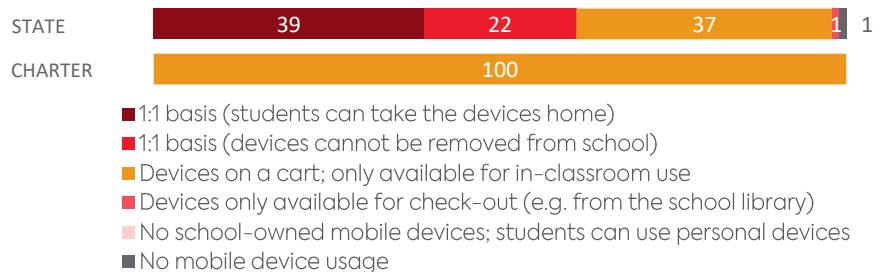


COMPUTING DEVICES USED IN SCHOOLS

	Student Use	Teacher/ Admin Use	Change in the # of Devices Since 2017	Percent Change Since 2017	Percent Change Statewide
DESKTOPS WINDOWS OS	0	1	-21	-95%	-30%
LAPTOPS WINDOWS OS	0	33	+32	3200%	112%
DESKTOPS MAC	0	1	0	0%	-25%
LAPTOPS MAC	0	1	+1	N/A	3%
CHROMEBOOKS GOOGLE	180	0	+105	140%	126%
TABLETS WINDOWS	0	0	0	N/A	86%
TABLETS ANDROID	0	0	0	N/A	-23%
TABLETS IOS	5	12	+12	240%	21%
OTHER DEVICES	0	0	0	N/A	-88%
ALL COMPUTING DEVICES	185	48	+129	124%	59%

MOBILE DEPLOYMENT

Wireless Device Policies at Schools (%)



FULL-TIME EQUIVALENT (FTE) TECHNICAL SUPPORT STAFF IN UTAH SCHOOLS

