

AMERICAN PREPARATORY ACADEMY

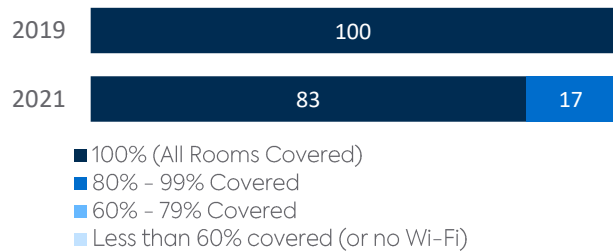
CHARTER FACTS

ENROLLMENT5,259
 NUMBER OF SCHOOLS6
 ESTIMATED % OF STUDENTS WITH INADEQUATE HOME INTERNET SERVICE19.6%
 % OF STUDENTS RECEIVING REMOTE INTERNET ACCESS SOLUTIONS OR SERVICE0%

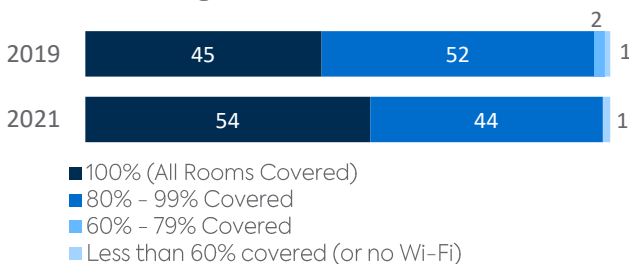
WI-FI NETWORKS

Wi-Fi Coverage Reported by Schools (%)

Charter Coverage



Statewide Coverage



Age of Wi-Fi Access Points Reported by Schools (%)

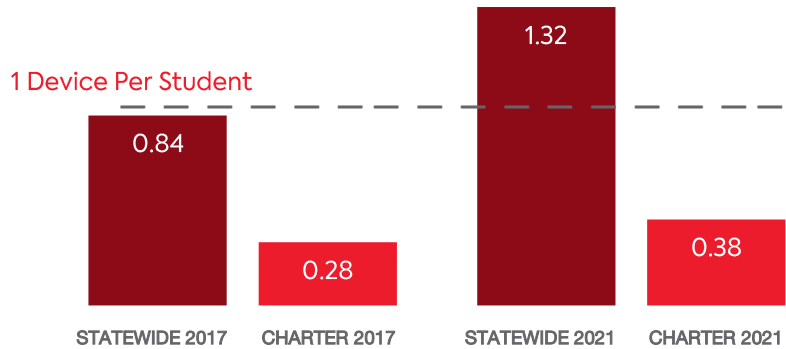
Charter Coverage



Statewide Coverage



COMPUTING DEVICES PER STUDENT



COMPUTING DEVICES USED IN SCHOOLS

Device Type	Student Use	Teacher/Admin Use	Change in the # of Devices Since 2017	Percent Change Since 2017	Percent Change Statewide
DESKTOPS WINDOWS OS	31	0	+1	3%	-30%
LAPTOPS WINDOWS OS	0	1	0	0%	112%
DESKTOPS MAC	0	17	+3	21%	-25%
LAPTOPS MAC	1,858	417	+760	50%	3%
CHROMEBOOKS GOOGLE	2	0	-114	-98%	126%
TABLETS WINDOWS	0	0	0	N/A	86%
TABLETS ANDROID	1	0	+1	N/A	-23%
TABLETS IOS	99	123	+152	217%	21%
OTHER DEVICES	0	0	0	N/A	-88%
ALL COMPUTING DEVICES	1,991	558	+803	46%	59%

MOBILE DEPLOYMENT

Wireless Device Policies at Schools (%)



- 1:1 basis (students can take the devices home)
- 1:1 basis (devices cannot be removed from school)
- Devices on a cart; only available for in-classroom use
- Devices only available for check-out (e.g. from the school library)
- No school-owned mobile devices; students can use personal devices
- No mobile device usage

FULL-TIME EQUIVALENT (FTE) TECHNICAL SUPPORT STAFF IN UTAH SCHOOLS

