

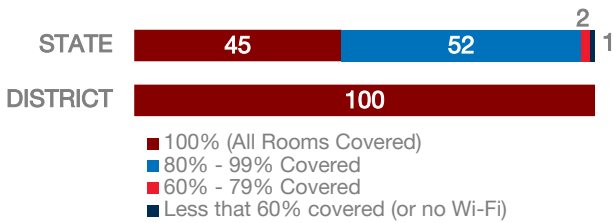
## Kane County School District

### DISTRICT FACTS

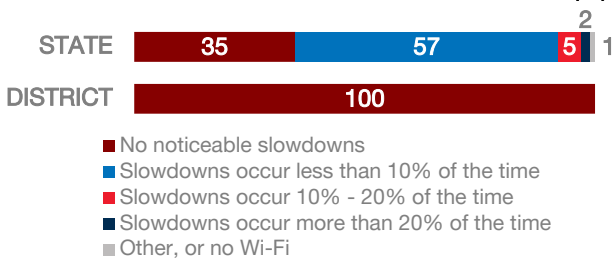
Area Population	7,350
Enrollment	1,253
Number of Schools	7
Urban or Rural	Rural
Median Household Income	\$48,269
Poverty Rate	12.8%

### WI-FI NETWORKS

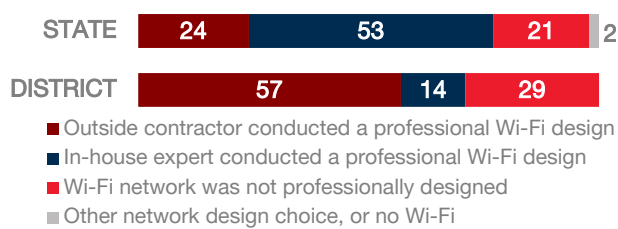
#### WI-FI COVERAGE REPORTED BY SCHOOLS (%)



#### SCHOOLS EXPERIENCING DECLINES IN WI-FI SERVICE SPEEDS DURING SCHOOLTIME (%)

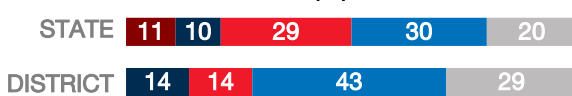


#### HOW SCHOOL WI-FI NETWORKS WERE DESIGNED

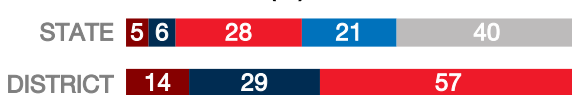


### NETWORK GEAR IN SCHOOLS

#### AGE OF WIRELESS GEAR (%)

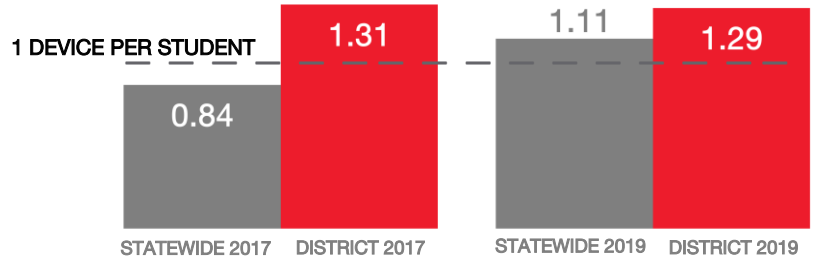


#### AGE OF WIRED GEAR (%)



■ Less Than 1 Yr. Old 
 ■ 1 Year Old 
 ■ 2 Years Old 
 ■ 3 Years Old 
 ■ 4+ Years Old 
 ■ Other, or no Wi-Fi

### COMPUTING DEVICES PER STUDENT



### COMPUTING DEVICES USED IN SCHOOLS

Device Type	Student Use	Teacher/Admin Use	Change in the # of Devices Since 2017	Percent Change Since 2017
Desktops   Windows OS	191	120	-88	-22%
Laptops   Windows OS	2	13	3	25%
Desktops   Mac	19	4	-7	-23%
Laptops   Mac	0	0	0	N/A
Chromebooks   Google	1,369	69	62	5%
Tablets   Windows	0	0	0	N/A
Tablets   Android	0	0	0	N/A
Tablets   IOS	20	40	-5	-8%

### MOBILE DEPLOYMENT

#### WIRELESS DEVICE POLICIES AT SCHOOLS (%)



### FULL-TIME EQUIVALENT (FTE) TECHNICAL SUPPORT STAFF IN UTAH SCHOOLS

