

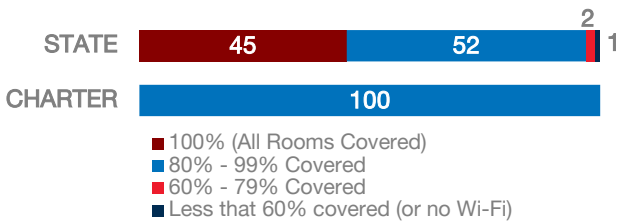
Ignite Entrepreneurship Academy

CHARTER FACTS

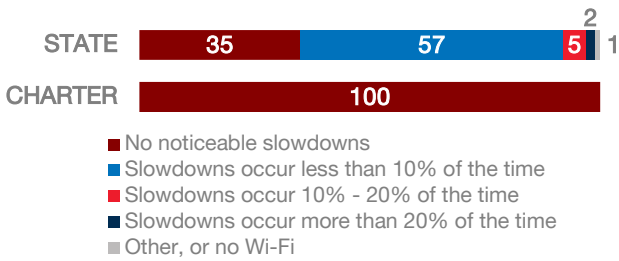
Area Population	N/A
Enrollment	545
Number of Schools	1
Urban or Rural	Urban
Median Household Income	N/A
Poverty Rate	N/A

WI-FI NETWORKS

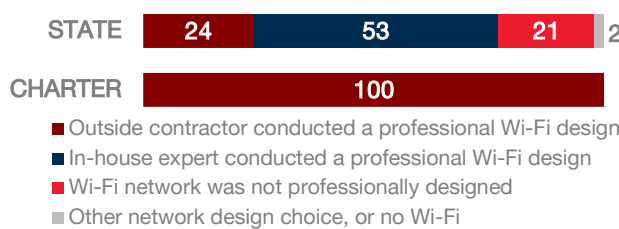
WI-FI COVERAGE REPORTED BY SCHOOLS (%)



SCHOOLS EXPERIENCING DECLINES IN WI-FI SERVICE SPEEDS DURING SCHOOLTIME (%)



HOW SCHOOL WI-FI NETWORKS WERE DESIGNED

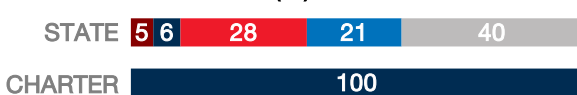


NETWORK GEAR IN SCHOOLS

AGE OF WIRELESS GEAR (%)

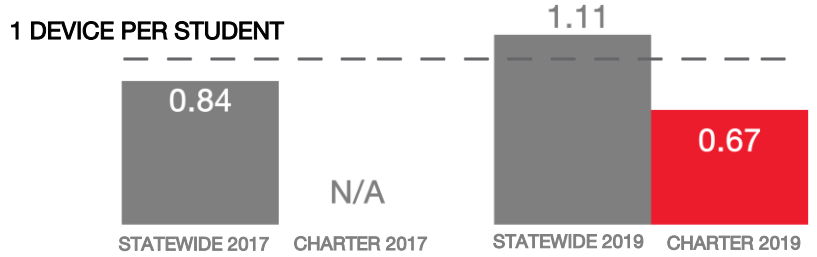


AGE OF WIRED GEAR (%)



■ Less Than 1 Yr. Old ■ 1 Year Old ■ 2 Years Old
■ 3 Years Old ■ 4+ Years Old ■ Other, or no Wi-Fi

COMPUTING DEVICES PER STUDENT

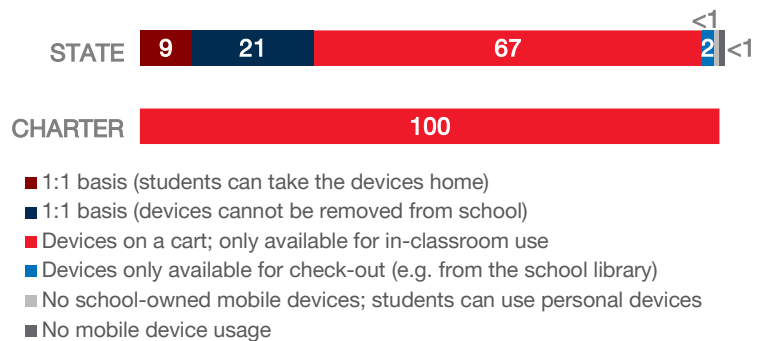


COMPUTING DEVICES USED IN SCHOOLS

Device Type	Student Use	Teacher/Admin Use	Change in the # of Devices Since 2017	Percent Change Since 2017
Desktops Windows OS	0	0	0	N/A
Laptops Windows OS	0	33	33	N/A
Desktops Mac	0	0	0	N/A
Laptops Mac	0	0	0	N/A
Chromebooks Google	360	25	385	N/A
Tablets Windows	0	0	0	N/A
Tablets Android	0	0	0	N/A
Tablets IOS	4	4	8	N/A

MOBILE DEPLOYMENT

WIRELESS DEVICE POLICIES AT SCHOOLS (%)



FULL-TIME EQUIVALENT (FTE) TECHNICAL SUPPORT STAFF IN UTAH SCHOOLS

