

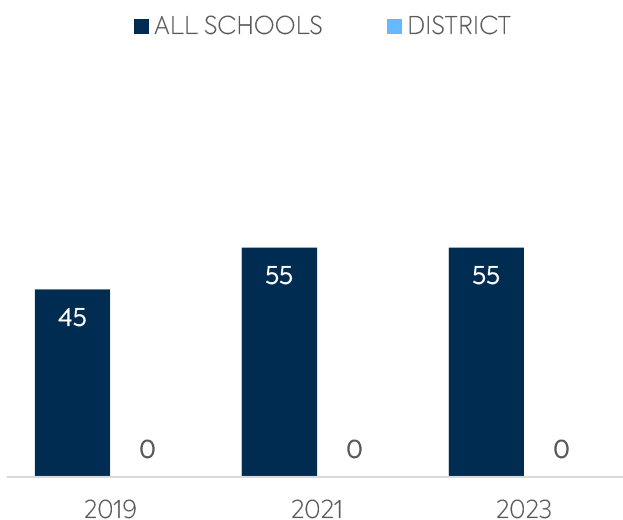
TINTIC SCHOOL DISTRICT

DISTRICT FACTS


ENROLLMENT.....	233
NUMBER OF SCHOOLS.....	4
ESTIMATED % OF STUDENTS WITH INADEQUATE HOME INTERNET SERVICE.....	0%
% OF STUDENTS RECEIVING REMOTE INTERNET ACCESS SOLUTIONS OR SERVICE.....	0%

WI-FI NETWORK COVERAGE


Schools Where All Educational Spaces Have Wi-Fi Access (%)



AGE OF WI-FI ACCESS POINTS (%)



All Schools

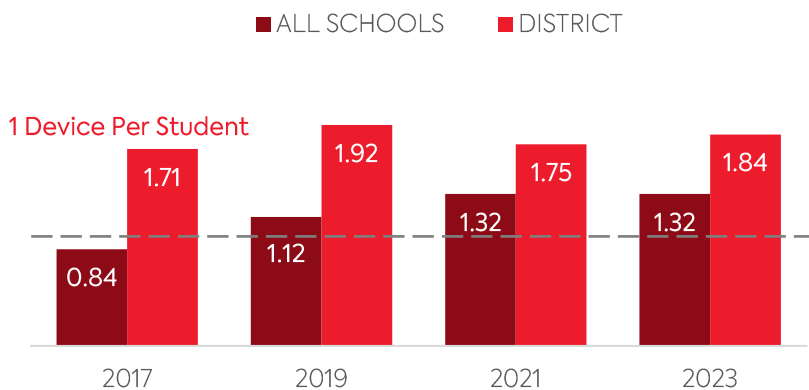


- Less Than 1 Yr. Old
- 1 Year Old
- 2 Years Old
- 3 Years Old
- 4+ Years Old
- Other, or no Wi-Fi

COMPUTING DEVICES USED IN SCHOOLS

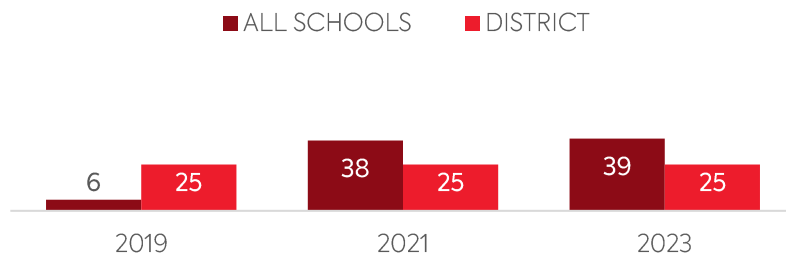
	Student Use	Teacher/Admin Use	Change in the # of Devices Since 2017	Percent Change Since 2017	Percent Change in All Schools
DESKTOPS WINDOWS OS	44	28	-4	-5%	-46%
LAPTOPS WINDOWS OS	20	18	-1	-3%	99%
DESKTOPS MAC	6	5	0	0%	-43%
LAPTOPS MAC	0	4	-1	-20%	-3%
CHROMEBOOKS GOOGLE	338	5	29	9%	124%
TABLETS WINDOWS	0	4	0	0%	125%
TABLETS ANDROID	0	0	0	N/A	-27%
TABLETS IOS	20	8	0	0%	21%
OTHER DEVICES	0	0	0	N/A	-90%
ALL COMPUTING DEVICES	428	72	23	5%	53%

COMPUTING DEVICES PER STUDENT



MOBILE DEPLOYMENT

Schools With 1:1 Programs
Where Students Can Take Devices Home (%)



FULL-TIME EQUIVALENT (FTE) TECHNICAL SUPPORT STAFF IN UTAH SCHOOLS

