

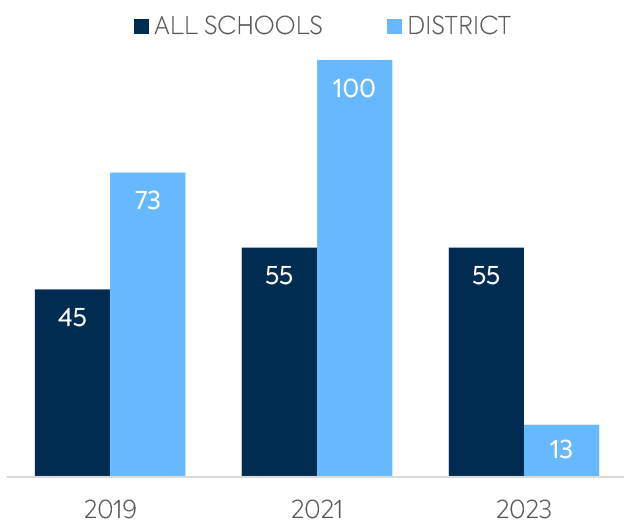
IRON COUNTY SCHOOL DISTRICT

DISTRICT FACTS

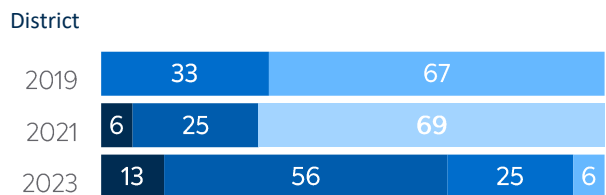
ENROLLMENT.....	9,790
NUMBER OF SCHOOLS.....	16
ESTIMATED % OF STUDENTS WITH INADEQUATE HOME INTERNET SERVICE.....	0%
% OF STUDENTS RECEIVING REMOTE INTERNET ACCESS SOLUTIONS OR SERVICE.....	1%

WI-FI NETWORK COVERAGE


Schools Where All Educational Spaces Have Wi-Fi Access (%)



AGE OF WI-FI ACCESS POINTS (%)



All Schools

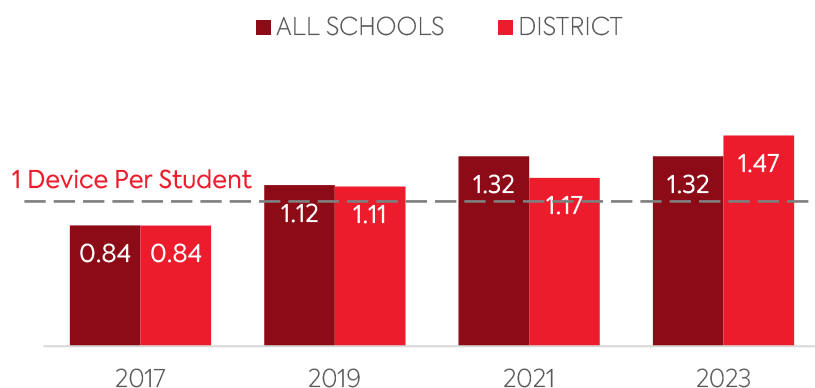


- Less Than 1 Yr. Old
- 1 Year Old
- 2 Years Old
- 3 Years Old
- 4+ Years Old
- Other, or no Wi-Fi

COMPUTING DEVICES USED IN SCHOOLS

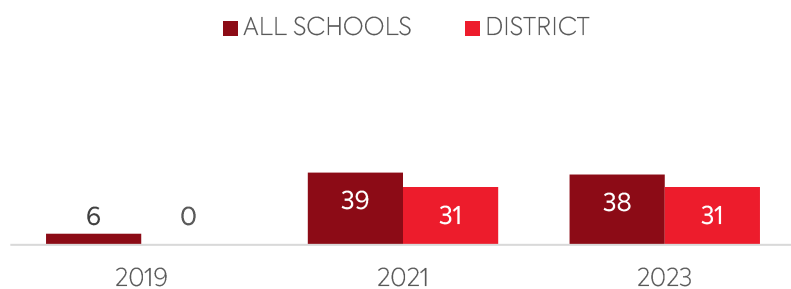
	Student Use	Teacher/Admin Use	Change in the # of Devices Since 2017	Percent Change Since 2017	Percent Change in All Schools
DESKTOPS WINDOWS OS	607	40	60	10%	-46%
LAPTOPS WINDOWS OS	41	14	36	190%	99%
DESKTOPS MAC	63	85	-881	-86%	-43%
LAPTOPS MAC	0	665	439	194%	-3%
CHROMEBOOKS GOOGLE	12,461	60	6,531	109%	124%
TABLETS WINDOWS	0	0	0	N/A	125%
TABLETS ANDROID	0	0	0	N/A	-27%
TABLETS IOS	1,171	224	884	173%	21%
OTHER DEVICES	0	0	-30	-100%	-90%
ALL COMPUTING DEVICES	14,343	1,088	7,039	84%	53%

COMPUTING DEVICES PER STUDENT



MOBILE DEPLOYMENT

Schools With 1:1 Programs
Where Students Can Take Devices Home (%)



FULL-TIME EQUIVALENT (FTE) TECHNICAL SUPPORT STAFF IN UTAH SCHOOLS

Computing Devices Per FTE Technical Support Staff Teachers Per FTE Instructional Tech Support Staff

