

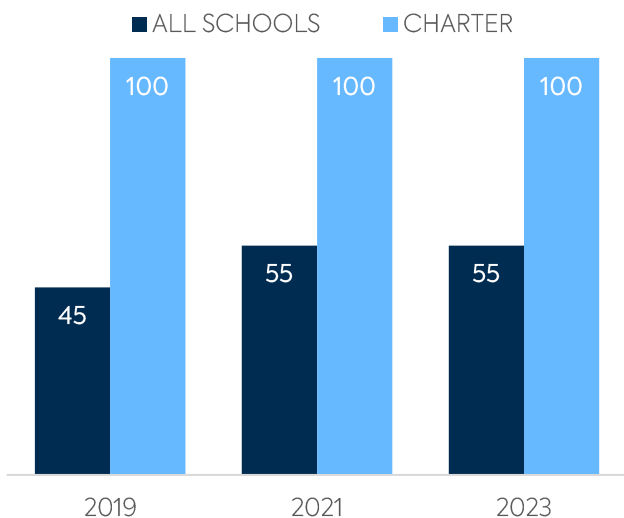
## MERIT COLLEGE PREPARATORY ACADEMY

### CHARTER FACTS

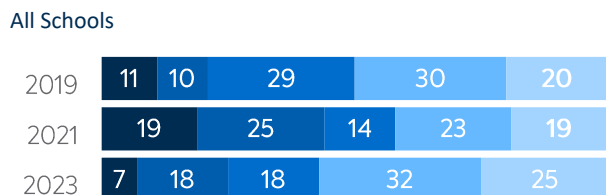

ENROLLMENT.....	477
NUMBER OF SCHOOLS.....	1
ESTIMATED % OF STUDENTS WITH INADEQUATE HOME INTERNET SERVICE.....	0%
% OF STUDENTS RECEIVING REMOTE INTERNET ACCESS SOLUTIONS OR SERVICE.....	0%

### WI-FI NETWORK COVERAGE

Schools Where All Educational Spaces Have Wi-Fi Access (%)



### AGE OF WI-FI ACCESS POINTS (%)

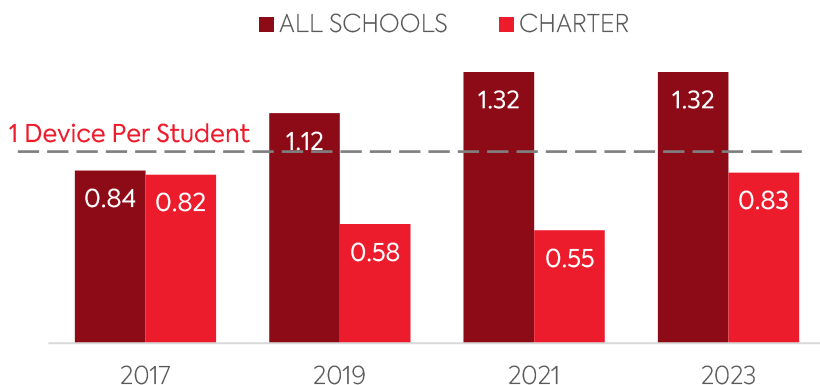


- Less Than 1 Yr. Old
- 1 Year Old
- 2 Years Old
- 3 Years Old
- 4+ Years Old
- Other, or no Wi-Fi

### COMPUTING DEVICES USED IN SCHOOLS

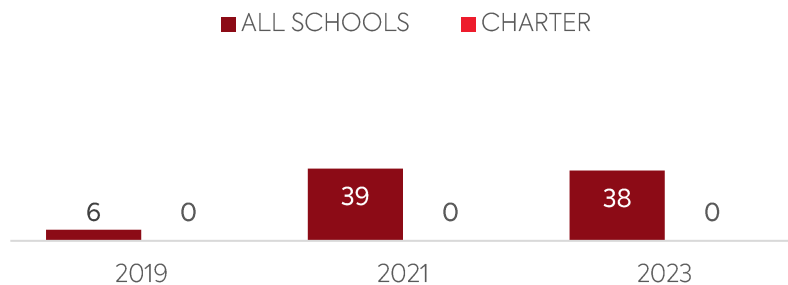
	Student Use	Teacher/Admin Use	Change in the # of Devices Since 2017	Percent Change Since 2017	Percent Change in All Schools
DESKTOPS   WINDOWS OS	60	6	5	8%	-46%
LAPTOPS   WINDOWS OS	0	40	11	38%	99%
DESKTOPS   MAC	0	0	-1	-100%	-43%
LAPTOPS   MAC	0	0	0	N/A	-3%
CHROMEBOOKS   GOOGLE	329	0	129	65%	124%
TABLETS   WINDOWS	0	0	0	N/A	125%
TABLETS   ANDROID	5	0	0	0%	-27%
TABLETS   IOS	0	0	-75	-100%	21%
OTHER DEVICES	0	0	0	N/A	-90%
<b>ALL COMPUTING DEVICES</b>	<b>394</b>	<b>46</b>	<b>69</b>	<b>19%</b>	<b>53%</b>

### COMPUTING DEVICES PER STUDENT



### MOBILE DEPLOYMENT

Schools With 1:1 Programs  
Where Students Can Take Devices Home (%)



### FULL-TIME EQUIVALENT (FTE) TECHNICAL SUPPORT STAFF IN UTAH SCHOOLS

