

## UINTAH COUNTY SCHOOL DISTRICT


### DISTRICT FACTS

ENROLLMENT ..... 6,790  
 NUMBER OF SCHOOLS ..... 12  
 ESTIMATED % OF STUDENTS WITH INADEQUATE HOME INTERNET SERVICE ..... 1.4%  
 % OF STUDENTS RECEIVING REMOTE INTERNET ACCESS SOLUTIONS OR SERVICE ..... 12%

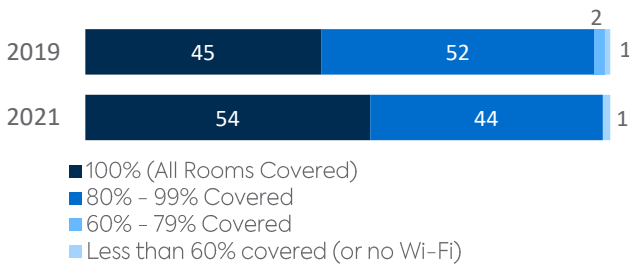
### WI-FI NETWORKS

#### Wi-Fi Coverage Reported by Schools (%)

#### District Coverage




#### Statewide Coverage

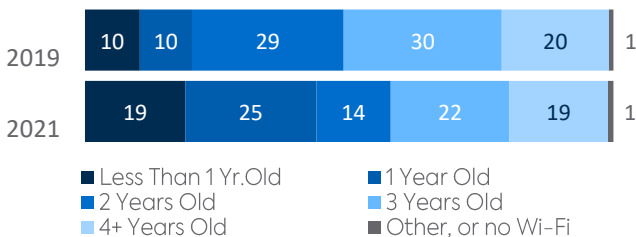


#### Age of Wi-Fi Access Points Reported by Schools (%)

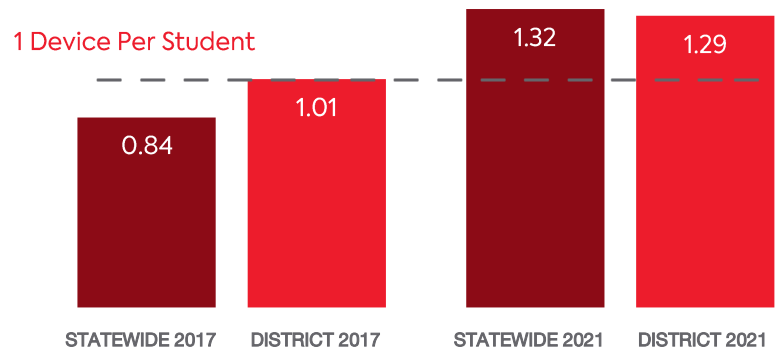
#### District Coverage



#### Statewide Coverage



### COMPUTING DEVICES PER STUDENT

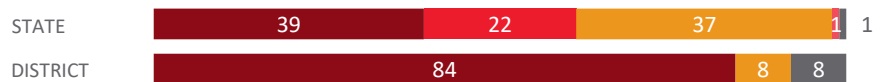


### COMPUTING DEVICES USED IN SCHOOLS

Device Type	Student Use	Teacher/Admin Use	Change in the # of Devices Since 2017	Percent Change Since 2017	Percent Change Statewide
DESKTOPS   WINDOWS OS	997	95	-1,411	-56%	-30%
LAPTOPS   WINDOWS OS	218	505	+474	190%	112%
DESKTOPS   MAC	90	37	0	0%	-25%
LAPTOPS   MAC	0	8	0	0%	3%
CHROMEBOOKS   GOOGLE	7,151	333	+2,392	47%	126%
TABLETS   WINDOWS	0	0	0	N/A	86%
TABLETS   ANDROID	0	0	0	N/A	-23%
TABLETS   IOS	272	25	-57	-16%	21%
OTHER DEVICES	0	0	0	N/A	-88%
<b>ALL COMPUTING DEVICES</b>	<b>8,728</b>	<b>1,003</b>	<b>+1,398</b>	<b>17%</b>	<b>59%</b>

### MOBILE DEPLOYMENT

#### Wireless Device Policies at Schools (%)



### FULL-TIME EQUIVALENT (FTE) TECHNICAL SUPPORT STAFF IN UTAH SCHOOLS

