

## SALT LAKE CITY SCHOOL DISTRICT

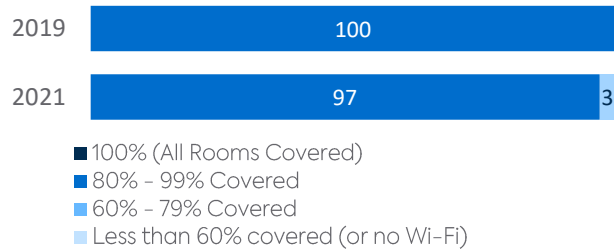
### DISTRICT FACTS

ENROLLMENT .....18,963  
 NUMBER OF SCHOOLS .....38  
 ESTIMATED % OF STUDENTS WITH INADEQUATE HOME INTERNET SERVICE ..... 6.8%  
 % OF STUDENTS RECEIVING REMOTE INTERNET ACCESS SOLUTIONS OR SERVICE ..... 5%

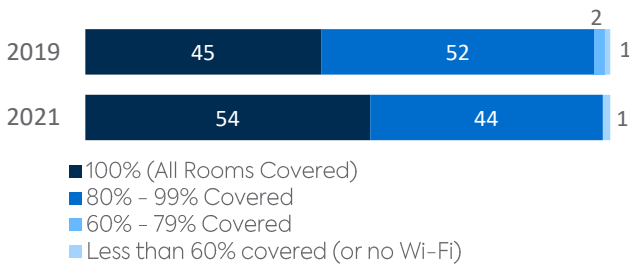
### WI-FI NETWORKS

#### Wi-Fi Coverage Reported by Schools (%)

#### District Coverage

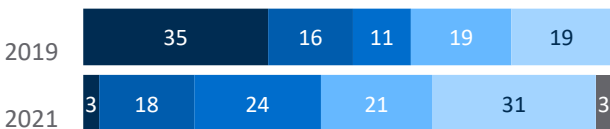


#### Statewide Coverage

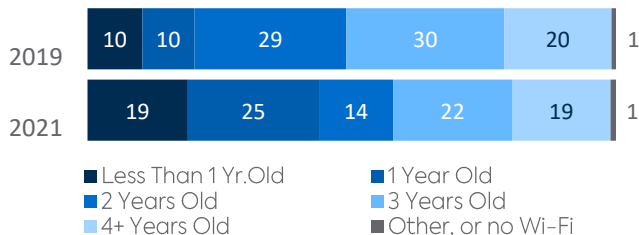


#### Age of Wi-Fi Access Points Reported by Schools (%)

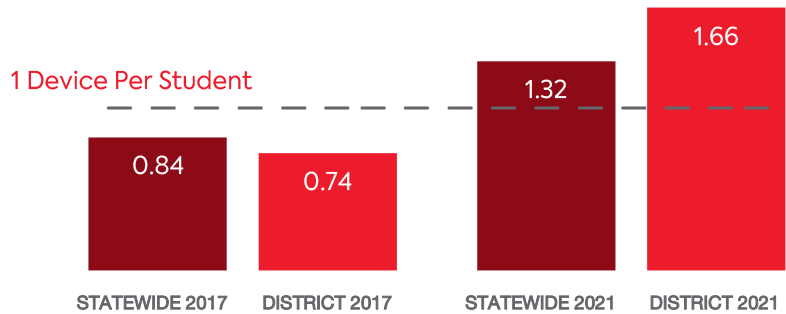
#### District Coverage



#### Statewide Coverage



### COMPUTING DEVICES PER STUDENT

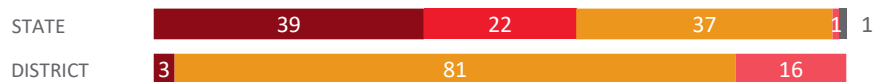


### COMPUTING DEVICES USED IN SCHOOLS

Device Type	Student Use	Teacher/Admin Use	Change in the # of Devices Since 2017	Percent Change Since 2017	Percent Change Statewide
DESKTOPS   WINDOWS OS	5,019	1,686	-1,845	-22%	-30%
LAPTOPS   WINDOWS OS	21,606	1,669	+15,666	206%	112%
DESKTOPS   MAC	315	29	+193	128%	-25%
LAPTOPS   MAC	0	181	+45	33%	3%
CHROMEBOOKS   GOOGLE	0	0	0	N/A	126%
TABLETS   WINDOWS	29	60	-5	-5%	86%
TABLETS   ANDROID	0	0	0	N/A	-23%
TABLETS   IOS	4,464	789	+988	23%	21%
OTHER DEVICES	0	0	0	N/A	-88%
<b>ALL COMPUTING DEVICES</b>	<b>31,433</b>	<b>4,414</b>	<b>+15,042</b>	<b>72%</b>	<b>59%</b>

### MOBILE DEPLOYMENT

#### Wireless Device Policies at Schools (%)



### FULL-TIME EQUIVALENT (FTE) TECHNICAL SUPPORT STAFF IN UTAH SCHOOLS

