

## VALLEY ACADEMY

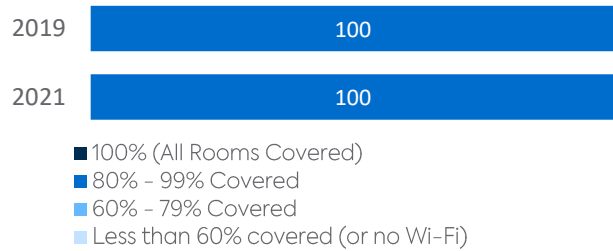
### CHARTER FACTS

ENROLLMENT ..... 446  
 NUMBER OF SCHOOLS ..... 1  
 ESTIMATED % OF STUDENTS WITH INADEQUATE HOME INTERNET SERVICE ..... 10%  
 % OF STUDENTS RECEIVING REMOTE INTERNET ACCESS SOLUTIONS OR SERVICE ..... 0%

### WI-FI NETWORKS

#### Wi-Fi Coverage Reported by Schools (%)

#### Charter Coverage




#### Statewide Coverage



#### Age of Wi-Fi Access Points Reported by Schools (%)

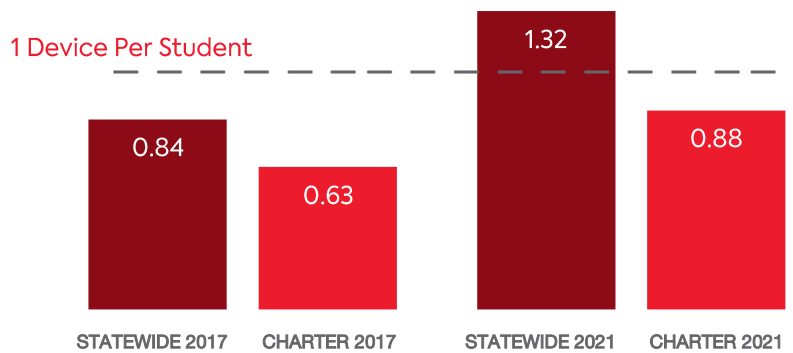
#### Charter Coverage



#### Statewide Coverage



### COMPUTING DEVICES PER STUDENT



### COMPUTING DEVICES USED IN SCHOOLS

	Student Use	Teacher/Admin Use	Change in the # of Devices Since 2017	Percent Change Since 2017	Percent Change Statewide
DESKTOPS   WINDOWS OS	0	35	+35	N/A	-30%
LAPTOPS   WINDOWS OS	5	10	+10	200%	112%
DESKTOPS   MAC	0	0	0	N/A	-25%
LAPTOPS   MAC	0	4	+4	N/A	3%
CHROMEBOOKS   GOOGLE	0	0	0	N/A	126%
TABLETS   WINDOWS	23	160	0	0%	86%
TABLETS   ANDROID	0	0	0	N/A	-23%
TABLETS   IOS	15	0	+15	N/A	21%
OTHER DEVICES	350	0	+158	82%	-88%
<b>ALL COMPUTING DEVICES</b>	<b>393</b>	<b>209</b>	<b>+222</b>	<b>58%</b>	<b>59%</b>

### MOBILE DEPLOYMENT

#### Wireless Device Policies at Schools (%)



- 1:1 basis (students can take the devices home)
- 1:1 basis (devices cannot be removed from school)
- Devices on a cart; only available for in-classroom use
- Devices only available for check-out (e.g. from the school library)
- No school-owned mobile devices; students can use personal devices
- No mobile device usage

### FULL-TIME EQUIVALENT (FTE) TECHNICAL SUPPORT STAFF IN UTAH SCHOOLS

