

## THOMAS EDISON CHARTER SCHOOL

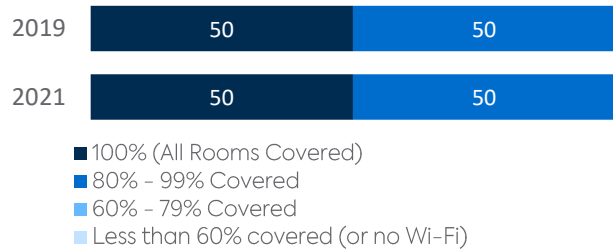
### CHARTER FACTS

ENROLLMENT .....	1,206
NUMBER OF SCHOOLS .....	2
ESTIMATED % OF STUDENTS WITH INADEQUATE HOME INTERNET SERVICE .....	1%
% OF STUDENTS RECEIVING REMOTE INTERNET ACCESS SOLUTIONS OR SERVICE .....	0%

### WI-FI NETWORKS

#### Wi-Fi Coverage Reported by Schools (%)

#### Charter Coverage

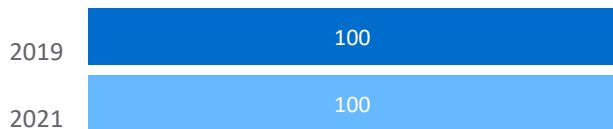


#### Statewide Coverage

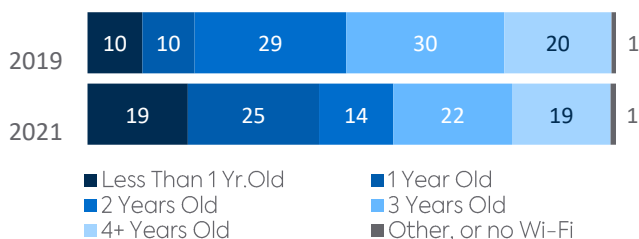


#### Age of Wi-Fi Access Points Reported by Schools (%)

#### Charter Coverage

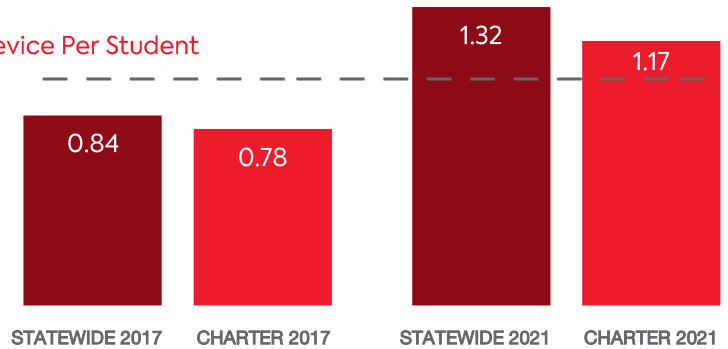


#### Statewide Coverage



### COMPUTING DEVICES PER STUDENT

1 Device Per Student



### COMPUTING DEVICES USED IN SCHOOLS

Device Type	Student Use	Teacher/Admin Use	Change in the # of Devices Since 2017	Percent Change Since 2017	Percent Change Statewide
DESKTOPS   WINDOWS OS	136	70	+7	4%	-30%
LAPTOPS   WINDOWS OS	10	45	-30	-35%	112%
DESKTOPS   MAC	0	1	0	0%	-25%
LAPTOPS   MAC	0	0	0	N/A	3%
CHROMEBOOKS   GOOGLE	1,200	0	-300	-20%	126%
TABLETS   WINDOWS	0	1	-59	-98%	86%
TABLETS   ANDROID	60	41	+100	10000%	-23%
TABLETS   IOS	10	7	+4	31%	21%
OTHER DEVICES	0	0	0	N/A	-88%
<b>ALL COMPUTING DEVICES</b>	<b>1,416</b>	<b>165</b>	<b>-278</b>	<b>-15%</b>	<b>59%</b>

### MOBILE DEPLOYMENT

#### Wireless Device Policies at Schools (%)



### FULL-TIME EQUIVALENT (FTE) TECHNICAL SUPPORT STAFF IN UTAH SCHOOLS

