

GEORGE WASHINGTON ACADEMY

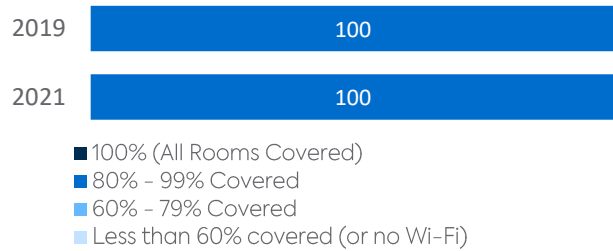
CHARTER FACTS

ENROLLMENT1,017
 NUMBER OF SCHOOLS1
 ESTIMATED % OF STUDENTS WITH INADEQUATE HOME INTERNET SERVICE0%
 % OF STUDENTS RECEIVING REMOTE INTERNET ACCESS SOLUTIONS OR SERVICE0%

WI-FI NETWORKS

Wi-Fi Coverage Reported by Schools (%)

Charter Coverage

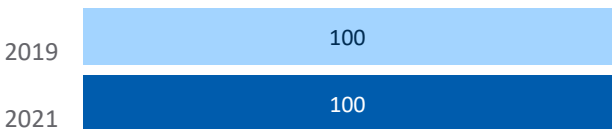


Statewide Coverage

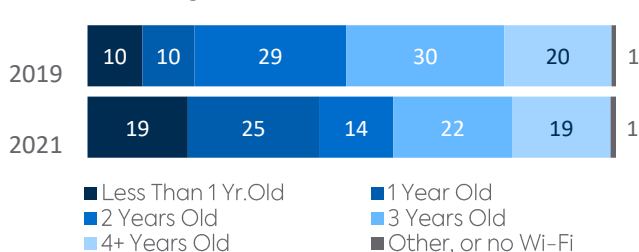


Age of Wi-Fi Access Points Reported by Schools (%)

Charter Coverage

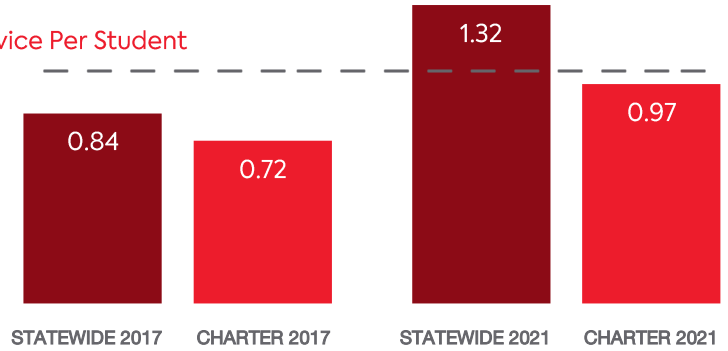


Statewide Coverage



COMPUTING DEVICES PER STUDENT

1 Device Per Student



COMPUTING DEVICES USED IN SCHOOLS

	Student Use	Teacher/Admin Use	Change in the # of Devices Since 2017	Percent Change Since 2017	Percent Change Statewide
DESKTOPS WINDOWS OS	58	72	-28	-18%	-30%
LAPTOPS WINDOWS OS	0	2	-38	-95%	112%
DESKTOPS MAC	0	0	0	N/A	-25%
LAPTOPS MAC	0	70	+70	N/A	3%
CHROMEBOOKS GOOGLE	790	15	+212	36%	126%
TABLETS WINDOWS	0	0	0	N/A	86%
TABLETS ANDROID	0	0	0	N/A	-23%
TABLETS IOS	139	3	+111	358%	21%
OTHER DEVICES	0	0	0	N/A	-88%
ALL COMPUTING DEVICES	987	162	+327	40%	59%

MOBILE DEPLOYMENT

Wireless Device Policies at Schools (%)



- 1:1 basis (students can take the devices home)
- 1:1 basis (devices cannot be removed from school)
- Devices on a cart; only available for in-classroom use
- Devices only available for check-out (e.g. from the school library)
- No school-owned mobile devices; students can use personal devices
- No mobile device usage

FULL-TIME EQUIVALENT (FTE) TECHNICAL SUPPORT STAFF IN UTAH SCHOOLS

Computing Devices Per FTE Technical Support Staff

Teachers Per FTE Instructional Tech Support Staff

