

EDITH BOWEN LABORATORY SCHOOL

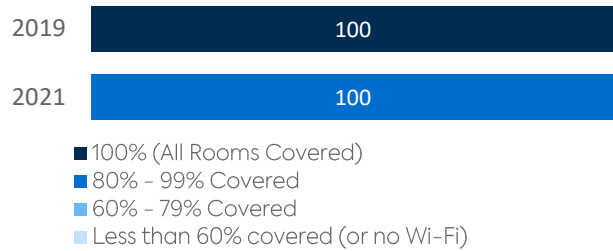
CHARTER FACTS

ENROLLMENT	356
NUMBER OF SCHOOLS	1
ESTIMATED % OF STUDENTS WITH INADEQUATE HOME INTERNET SERVICE	0%
% OF STUDENTS RECEIVING REMOTE INTERNET ACCESS SOLUTIONS OR SERVICE	0%

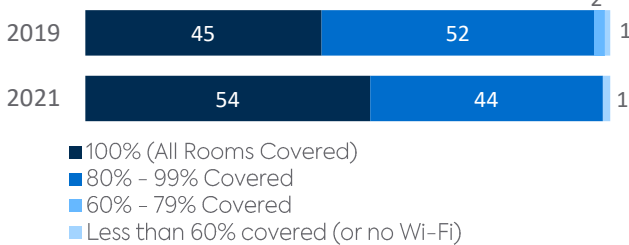
WI-FI NETWORKS

Wi-Fi Coverage Reported by Schools (%)

Charter Coverage

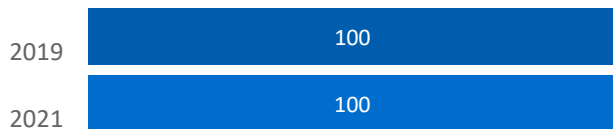


Statewide Coverage

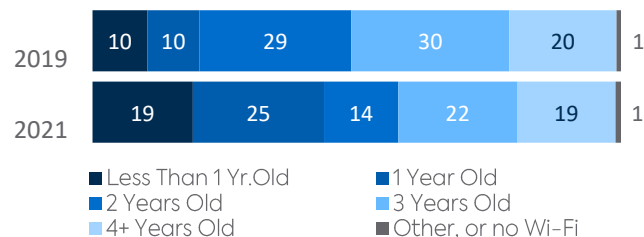


Age of Wi-Fi Access Points Reported by Schools (%)

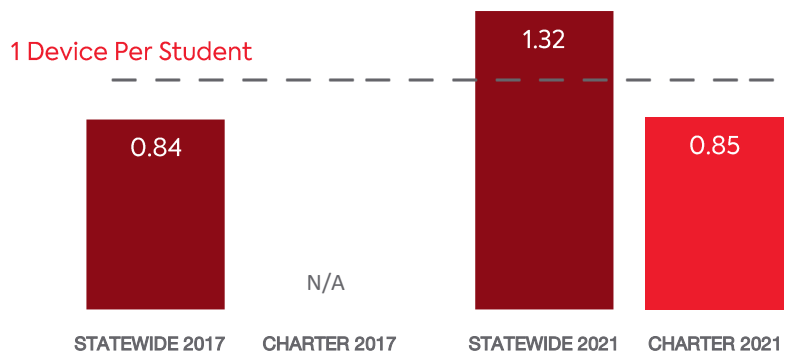
Charter Coverage



Statewide Coverage



COMPUTING DEVICES PER STUDENT



COMPUTING DEVICES USED IN SCHOOLS

	Student Use	Teacher/ Admin Use	Change in the # of Devices Since 2017	Percent Change Since 2017	Percent Change Statewide
DESKTOPS WINDOWS OS	0	7	+1	17%	-30%
LAPTOPS WINDOWS OS	0	3	-1	-25%	112%
DESKTOPS MAC	8	0	-4	-33%	-25%
LAPTOPS MAC	0	27	+13	93%	3%
CHROMEBOOKS GOOGLE	213	0	-147	-41%	126%
TABLETS WINDOWS	0	2	-1	-33%	86%
TABLETS ANDROID	0	1	+1	N/A	-23%
TABLETS IOS	80	30	+89	424%	21%
OTHER DEVICES	0	0	0	N/A	-88%
ALL COMPUTING DEVICES	301	70	-49	-12%	59%

MOBILE DEPLOYMENT

Wireless Device Policies at Schools (%)



- 1:1 basis (students can take the devices home)
- 1:1 basis (devices cannot be removed from school)
- Devices on a cart; only available for in-classroom use
- Devices only available for check-out (e.g. from the school library)
- No school-owned mobile devices; students can use personal devices
- No mobile device usage

FULL-TIME EQUIVALENT (FTE) TECHNICAL SUPPORT STAFF IN UTAH SCHOOLS

