

Vista At Entrada School of Performing Arts & Technology

CHARTER FACTS

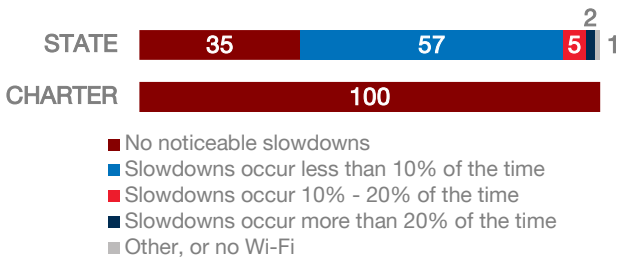
Area Population	N/A
Enrollment	935
Number of Schools	1
Urban or Rural	Rural
Median Household Income	N/A
Poverty Rate	N/A

WI-FI NETWORKS

WI-FI COVERAGE REPORTED BY SCHOOLS (%)



SCHOOLS EXPERIENCING DECLINES IN WI-FI SERVICE SPEEDS DURING SCHOOLTIME (%)



HOW SCHOOL WI-FI NETWORKS WERE DESIGNED

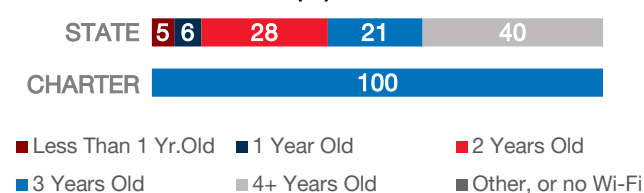


NETWORK GEAR IN SCHOOLS

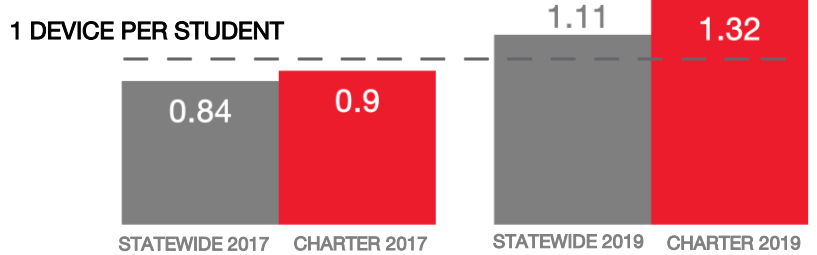
AGE OF WIRELESS GEAR (%)



AGE OF WIRED GEAR (%)



COMPUTING DEVICES PER STUDENT

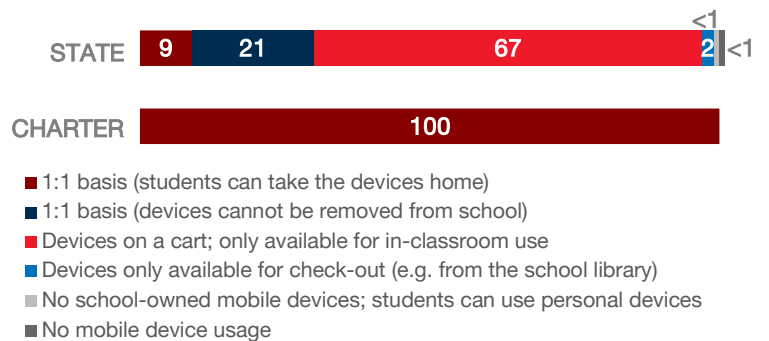


COMPUTING DEVICES USED IN SCHOOLS

Device Type	Student Use	Teacher/Admin Use	Change in the # of Devices Since 2017	Percent Change Since 2017
Desktops Windows OS	30	4	32	1600%
Laptops Windows OS	0	5	5	N/A
Desktops Mac	60	9	0	0%
Laptops Mac	30	75	6	6%
Chromebooks Google	1,028	10	400	63%
Tablets Windows	0	0	0	N/A
Tablets Android	0	0	0	N/A
Tablets IOS	86	10	7	8%

MOBILE DEPLOYMENT

WIRELESS DEVICE POLICIES AT SCHOOLS (%)



FULL-TIME EQUIVALENT (FTE) TECHNICAL SUPPORT STAFF IN UTAH SCHOOLS

