

## Summit Academy

### CHARTER FACTS

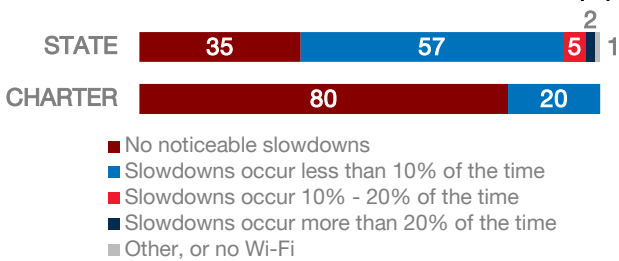
Area Population	N/A
Enrollment	2,944
Number of Schools	5
Urban or Rural	Urban
Median Household Income	N/A
Poverty Rate	N/A

### WI-FI NETWORKS

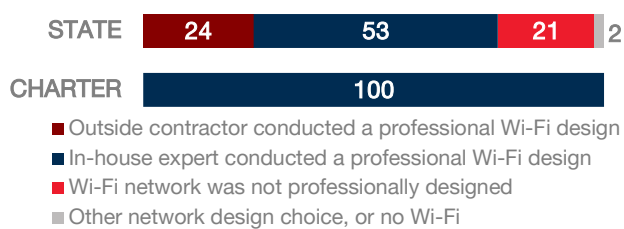
#### WI-FI COVERAGE REPORTED BY SCHOOLS (%)



#### SCHOOLS EXPERIENCING DECLINES IN WI-FI SERVICE SPEEDS DURING SCHOOLTIME (%)




#### HOW SCHOOL WI-FI NETWORKS WERE DESIGNED

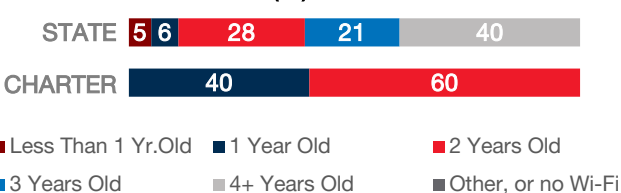


### NETWORK GEAR IN SCHOOLS

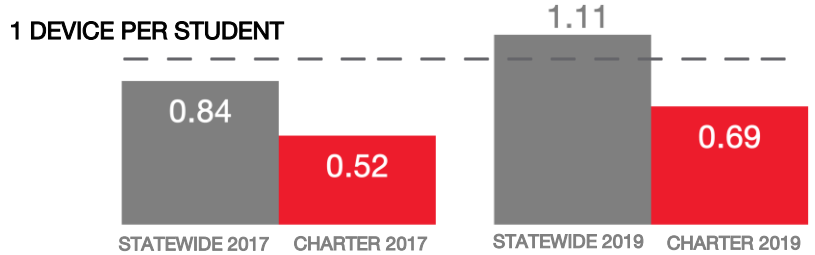
#### AGE OF WIRELESS GEAR (%)



#### AGE OF WIRED GEAR (%)



### COMPUTING DEVICES PER STUDENT

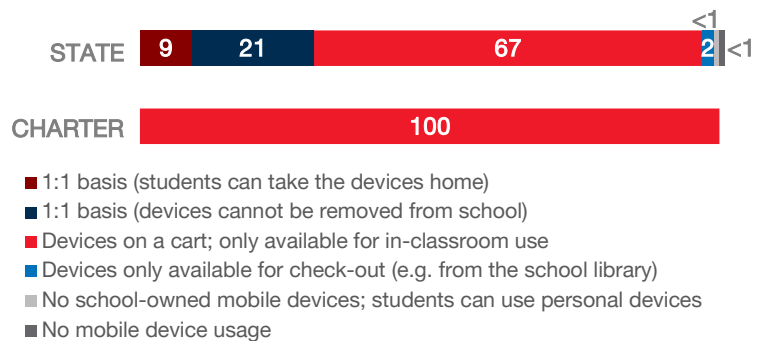


### COMPUTING DEVICES USED IN SCHOOLS

Device Type	Student Use	Teacher/Admin Use	Change in the # of Devices Since 2017	Percent Change Since 2017
Desktops   Windows OS	165	21	-59	-24%
Laptops   Windows OS	20	198	20	10%
Desktops   Mac	0	0	0	N/A
Laptops   Mac	0	0	0	N/A
Chromebooks   Google	1,360	0	430	46%
Tablets   Windows	0	0	0	N/A
Tablets   Android	20	0	0	0%
Tablets   IOS	454	0	0	0%

### MOBILE DEPLOYMENT

#### WIRELESS DEVICE POLICIES AT SCHOOLS (%)



### FULL-TIME EQUIVALENT (FTE) TECHNICAL SUPPORT STAFF IN UTAH SCHOOLS

