

## Paradigm High School

### CHARTER FACTS

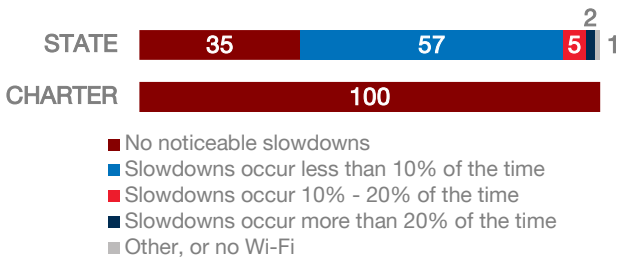
Area Population	N/A
Enrollment	438
Number of Schools	1
Urban or Rural	Urban
Median Household Income	N/A
Poverty Rate	N/A

### WI-FI NETWORKS

#### WI-FI COVERAGE REPORTED BY SCHOOLS (%)



#### SCHOOLS EXPERIENCING DECLINES IN WI-FI SERVICE SPEEDS DURING SCHOOLTIME (%)



#### HOW SCHOOL WI-FI NETWORKS WERE DESIGNED

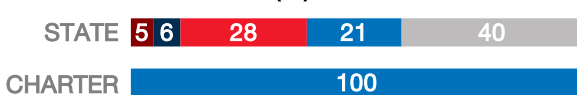


### NETWORK GEAR IN SCHOOLS

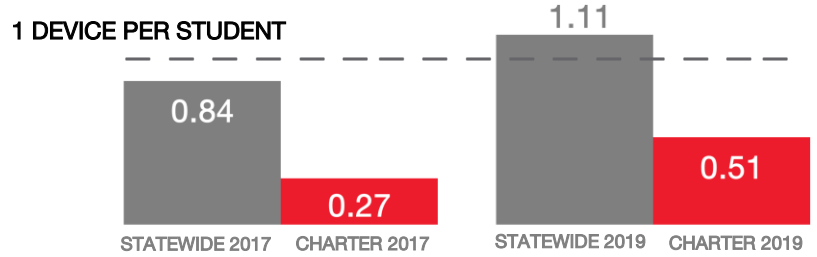
#### AGE OF WIRELESS GEAR (%)



#### AGE OF WIRED GEAR (%)



### COMPUTING DEVICES PER STUDENT

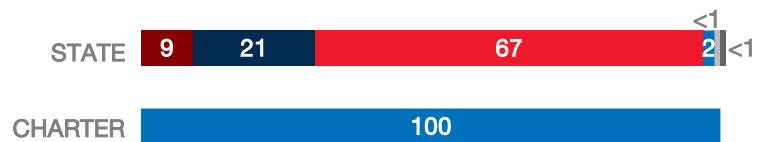


### COMPUTING DEVICES USED IN SCHOOLS

Device Type	Student Use	Teacher/Admin Use	Change in the # of Devices Since 2017	Percent Change Since 2017
Desktops   Windows OS	40	10	0	0%
Laptops   Windows OS	20	40	0	0%
Desktops   Mac	0	1	1	N/A
Laptops   Mac	0	1	0	0%
Chromebooks   Google	85	8	0	0%
Tablets   Windows	0	0	0	N/A
Tablets   Android	0	0	0	N/A
Tablets   IOS	0	0	0	N/A

### MOBILE DEPLOYMENT

#### WIRELESS DEVICE POLICIES AT SCHOOLS (%)



### FULL-TIME EQUIVALENT (FTE) TECHNICAL SUPPORT STAFF IN UTAH SCHOOLS

