

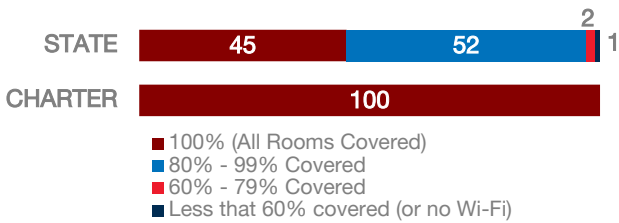
Legacy Preparatory Academy

CHARTER FACTS

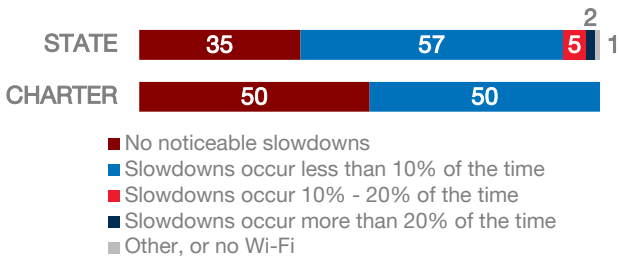
Area Population	N/A
Enrollment	1,119
Number of Schools	2
Urban or Rural	Rural
Median Household Income	N/A
Poverty Rate	N/A

WI-FI NETWORKS

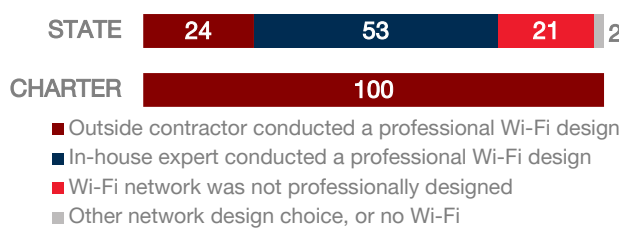
WI-FI COVERAGE REPORTED BY SCHOOLS (%)



SCHOOLS EXPERIENCING DECLINES IN WI-FI SERVICE SPEEDS DURING SCHOOLTIME (%)



HOW SCHOOL WI-FI NETWORKS WERE DESIGNED

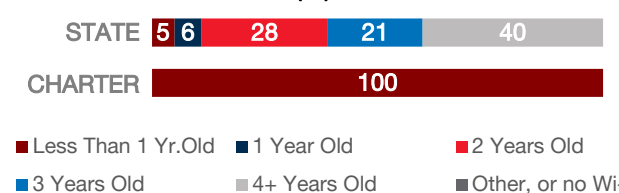


NETWORK GEAR IN SCHOOLS

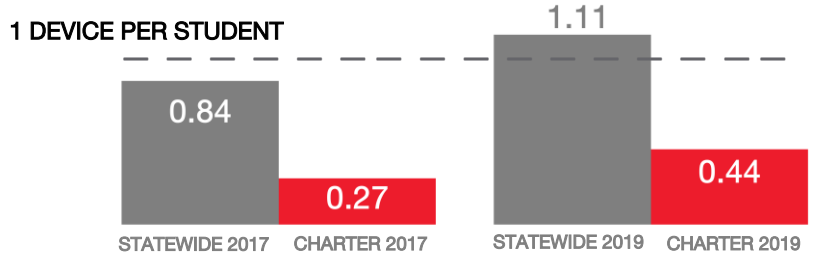
AGE OF WIRELESS GEAR (%)



AGE OF WIRED GEAR (%)



COMPUTING DEVICES PER STUDENT




COMPUTING DEVICES USED IN SCHOOLS

Device Type	Student Use	Teacher/Admin Use	Change in the # of Devices Since 2017	Percent Change Since 2017
Desktops Windows OS	179	75	117	85%
Laptops Windows OS	49	70	77	183%
Desktops Mac	0	0	0	N/A
Laptops Mac	0	0	0	N/A
Chromebooks Google	240	0	60	33%
Tablets Windows	0	0	0	N/A
Tablets Android	0	18	0	0%
Tablets IOS	28	5	0	0%

MOBILE DEPLOYMENT

WIRELESS DEVICE POLICIES AT SCHOOLS (%)



FULL-TIME EQUIVALENT (FTE) TECHNICAL SUPPORT STAFF IN UTAH SCHOOLS

