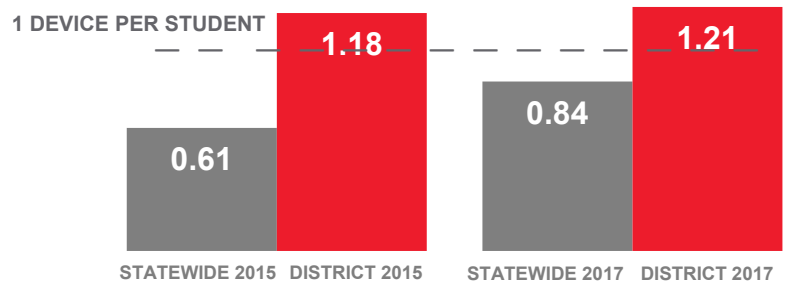


PARK CITY SCHOOL DISTRICT

DISTRICT FACTS

Population	25,966
Student Body Size	4,801
Number of Schools	8
Urban or Rural	Rural
Median Household Income	\$108,471
Poverty Rate	8.3%
Free Reduced Lunch Eligible	21.7%

COMPUTING DEVICES PER STUDENT



2017

0.50 Access Points Per Classroom

Compared to 0.82 Statewide

2015

0.49 Access Points Per Classroom

Compared to 0.58 Statewide

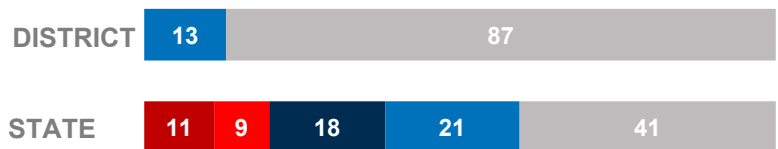
Optimal AP distribution is best determined through proper wireless engineering. The ratio of APs to classrooms will vary according to the characteristics of the equipment and school construction.

COMPUTING DEVICES USED IN SCHOOLS

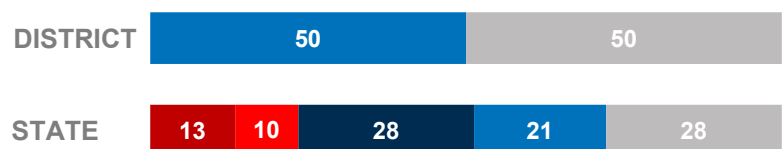
	Student Use	Teacher/ Admin Use	Change in the # of Devices Since 2015
Desktops Windows OS	62	4	14
Laptops Windows OS	11	2	-3
Desktops Mac	232	40	-225
Laptops Mac	4,788	568	200
Chromebooks Google	0	0	0
Tablets Windows	0	0	0
Tablets Android	10	1	11
Tablets IOS	687	283	416

AGE OF NETWORKING GEAR IN SCHOOLS

AVERAGE AGE OF WIRED GEAR (%)



AVERAGE AGE OF WIRELESS GEAR (%)



■ Less Than 1 Yr. Old
 ■ 1 Year Old
 ■ 2 Years Old
■ 3 Years Old
 ■ 4+ Years Old
 ■ Unknown