

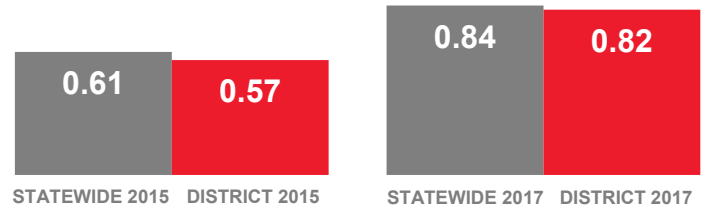
IRON COUNTY SCHOOL DISTRICT

DISTRICT FACTS

Population	47,751
Student Body Size	9,669
Number of Schools	17
Urban or Rural	Rural
Median Household Income	\$43,799
Poverty Rate	21.5%
Free Reduced Lunch Eligible	44.6%

COMPUTING DEVICES PER STUDENT

1 DEVICE PER STUDENT



2017

1.09 Access Points Per Classroom

Compared to 0.82 Statewide

2015

0.34 Access Points Per Classroom

Compared to 0.58 Statewide

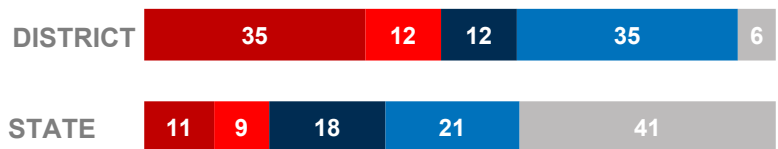
Optimal AP distribution is best determined through proper wireless engineering. The ratio of APs to classrooms will vary according to the characteristics of the equipment and school construction.

COMPUTING DEVICES USED IN SCHOOLS

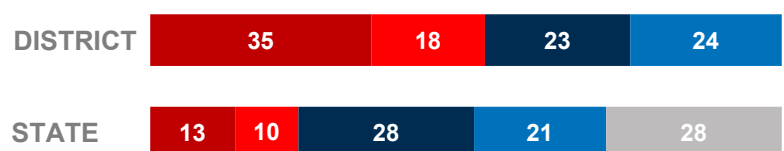
	Student Use	Teacher/ Admin Use	Change in the # of Devices Since 2015
Desktops Windows OS	645	44	-132
Laptops Windows OS	6	15	12
Desktops Mac	572	459	15
Laptops Mac	145	81	-183
Chromebooks Google	6,052	6	3,113
Tablets Windows	0	0	0
Tablets Android	0	0	0
Tablets IOS	439	72	136

AGE OF NETWORKING GEAR IN SCHOOLS

AVERAGE AGE OF WIRED GEAR (%)



AVERAGE AGE OF WIRELESS GEAR (%)



■ Less Than 1 Yr. Old
 ■ 1 Year Old
 ■ 2 Years Old
■ 3 Years Old
 ■ 4+ Years Old
 ■ Unknown