

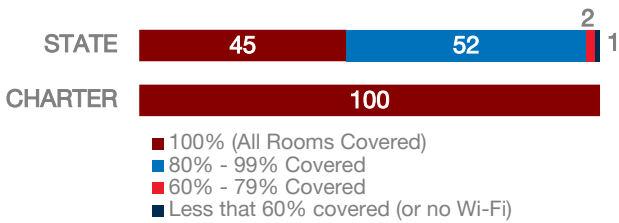
## Capstone Classical Academy

### CHARTER FACTS

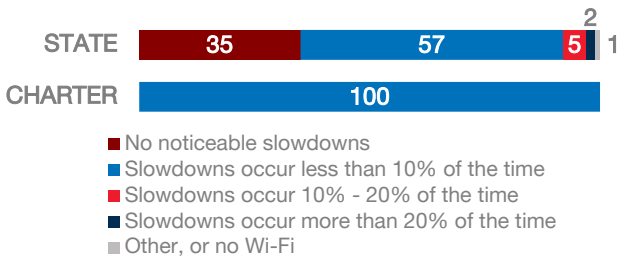
Area Population	N/A
Enrollment	177
Number of Schools	1
Urban or Rural	Rural
Median Household Income	N/A
Poverty Rate	N/A

### WI-FI NETWORKS

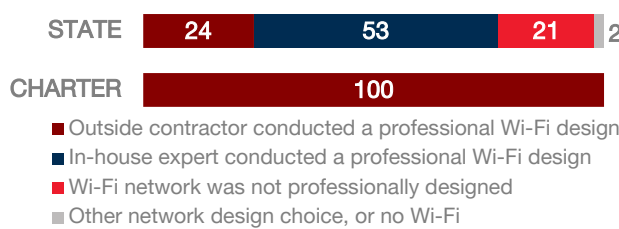
#### WI-FI COVERAGE REPORTED BY SCHOOLS (%)



#### SCHOOLS EXPERIENCING DECLINES IN WI-FI SERVICE SPEEDS DURING SCHOOLTIME (%)



#### HOW SCHOOL WI-FI NETWORKS WERE DESIGNED



### NETWORK GEAR IN SCHOOLS

#### AGE OF WIRELESS GEAR (%)

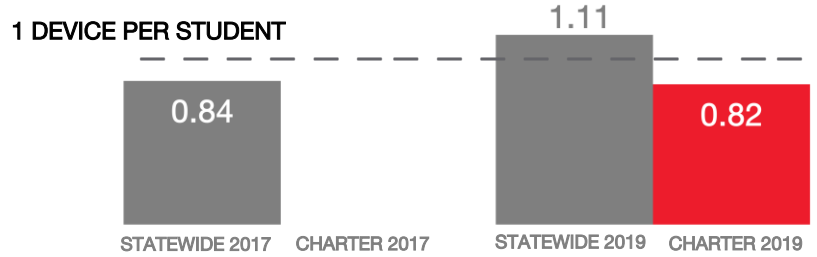


#### AGE OF WIRED GEAR (%)



■ Less Than 1 Yr. Old ■ 1 Year Old ■ 2 Years Old  
■ 3 Years Old ■ 4+ Years Old ■ Other, or no Wi-Fi

### COMPUTING DEVICES PER STUDENT



### COMPUTING DEVICES USED IN SCHOOLS

Device Type	Student Use	Teacher/Admin Use	Change in the # of Devices Since 2017	Percent Change Since 2017
Desktops   Windows OS	0	4	4	N/A
Laptops   Windows OS	30	28	58	N/A
Desktops   Mac	0	0	0	N/A
Laptops   Mac	0	0	0	N/A
Chromebooks   Google	115	0	115	N/A
Tablets   Windows	0	0	0	N/A
Tablets   Android	0	0	0	N/A
Tablets   IOS	0	0	0	N/A

### MOBILE DEPLOYMENT

#### WIRELESS DEVICE POLICIES AT SCHOOLS (%)



### FULL-TIME EQUIVALENT (FTE) TECHNICAL SUPPORT STAFF IN UTAH SCHOOLS

